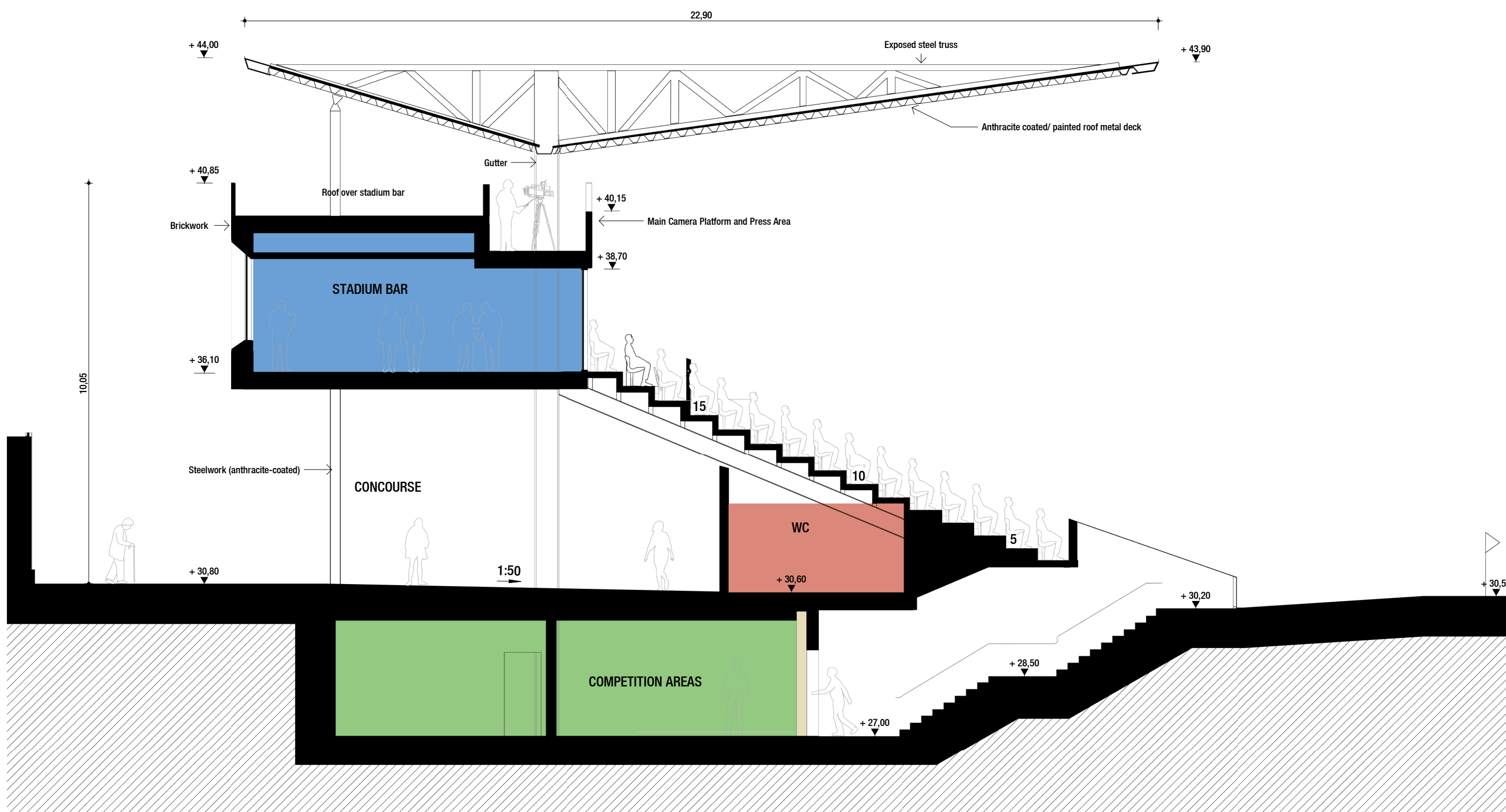
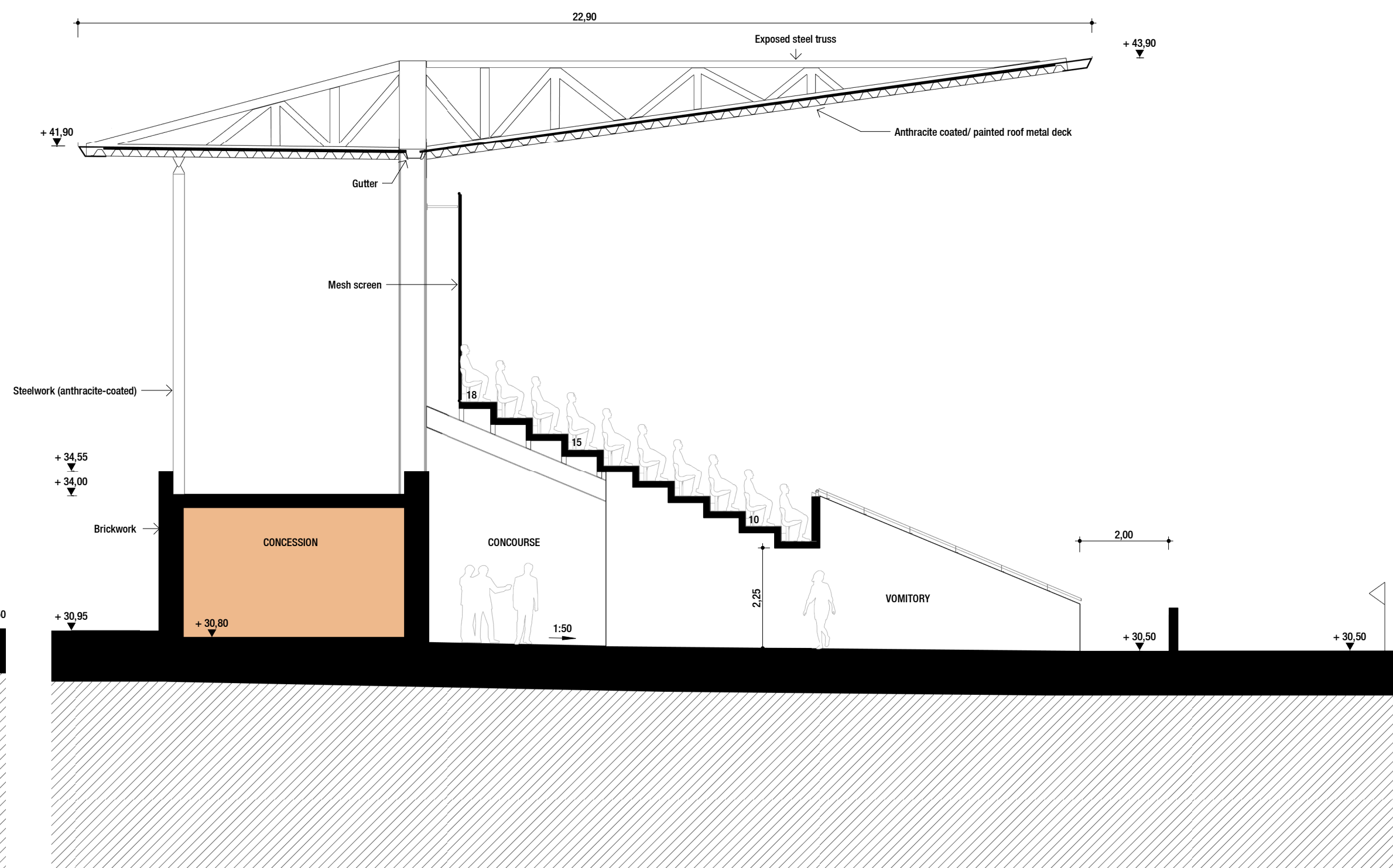


01 Typical West Stand Section
Scale 1:100



02 Typical Section Through Accommodation
Scale 1:100



03 Typical Section through Vomitory
Scale 1:100

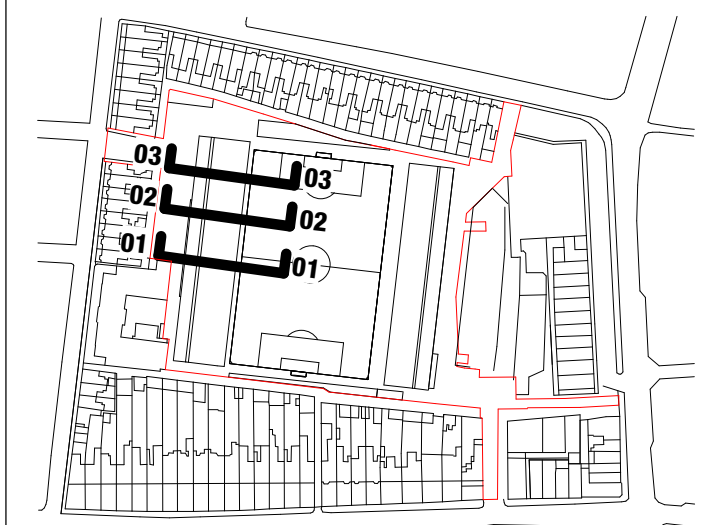
GENERAL NOTES:

- All dimensions are in millimeters. All vertical levels in metres and referenced to MSL datum unless noted otherwise.
- All Architecture drawings to be read in conjunction with all relevant specifications, Structural Engineer's drawings, Services Engineer's and other Specialist's drawings. Any discrepancies between graphic and written information must be immediately reported to the Architect in writing.
-

DEPARTMENT KEY:

- Competition Areas
- Stadium Bar and Club Facilities
- Concessions / Catering
- Toilets
- Stadium Control Room
- Circulation Areas
- First Aid
- Storage and Plant Areas
- Community Facility

KEY PLAN:



A1: 1/100
A3: 1/200

Ver	Date	FOR PLANNING	AA	VB	VB
		Issue Details	Dwn	Chd	App



Project
Dalymount Park Stadium Redevelopment

Dwg Title
Proposed GA Sections - West Stand

Scale	Date	Client Project No.	Origin. Project No.
A1 1:100	01/09/2023	-	P - 102025
A3 1:200	Drawn	Checked	Approved
	AA	VB	VB

Drawing No.	Status	Revision
102025-IDO-DR-A-2501-XX-01	S4	010

Architects & Engineers
IDOM GILROYMCMAHON ARCHITECTS