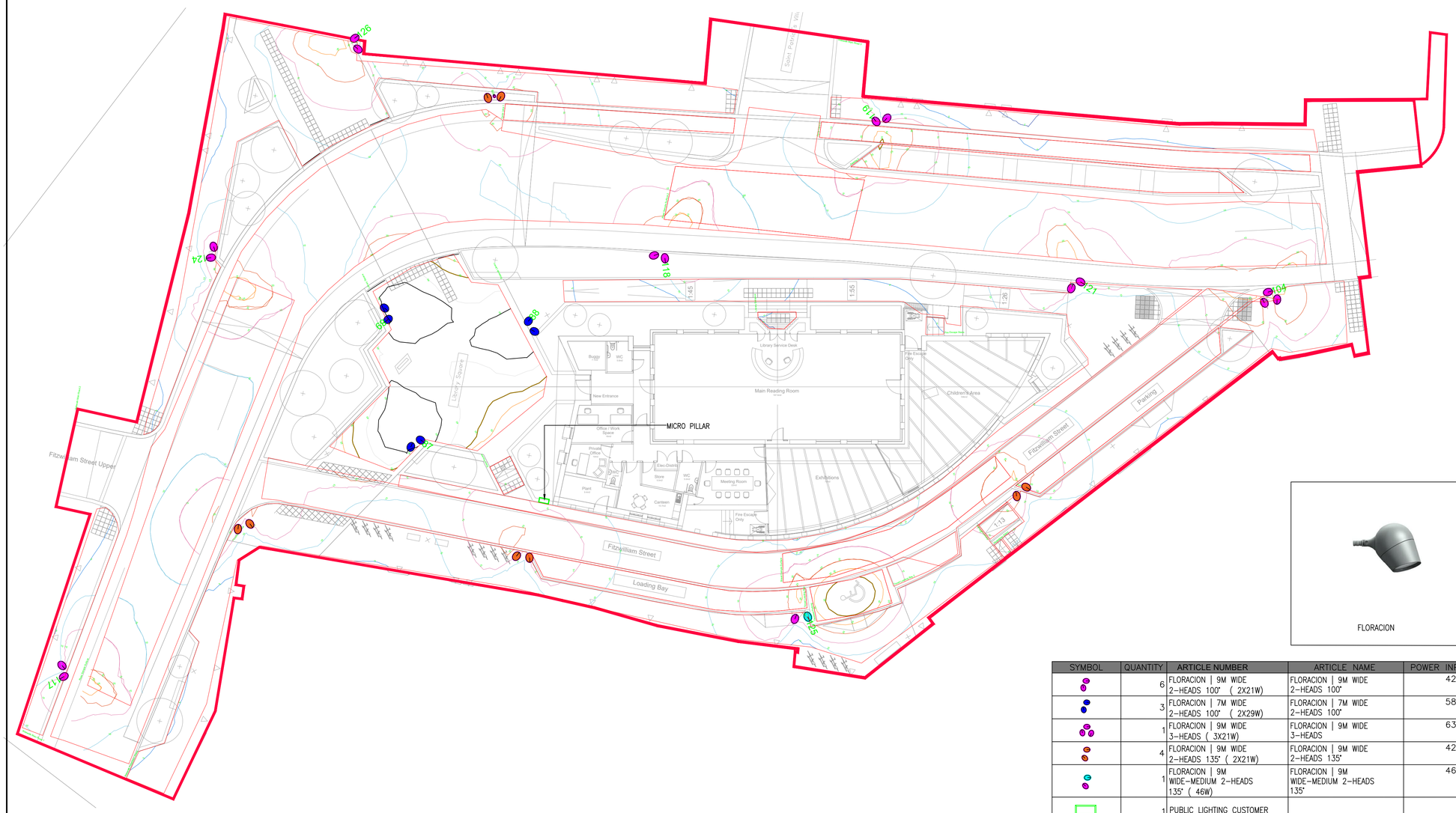

NOTES:

1. REFER TO ARCHITECTURAL DRAWINGS FOR SITEWORKS INFORMATION.
2. ALL AREAS SHALL BE CAT SCAN/GPR SURVEYED PRIOR TO COMMENCEMENT OF THE WORKS.
3. ALL DRAWINGS SHALL BE READ IN CONJUNCTION WITH M&E SERVICES DRAWINGS AND DETAIL DRAWINGS.
4. ALL DUCTS TO BE TWIN WALL DUCTING SIZE AS INDICATED.
5. BUILDING CONTRACTOR TO INSTALL 110/ LV RED UNDERGROUND uPVC DUCTING FOR FINAL CONNECTION LOOPED INTO AND OUT FROM ALL SITE LIGHT FITTINGS, FROM EACH MANHOLE (ACCESS CHAMBER) LOCATION.
6. ALL SITE LIGHTING CIRCUITS SHALL BE WIRED USING NYCY SUITABLY SIZED AS PER SPEC
7. ALL DUCTS TO BE PROVIDED WITH 12mm NYLON DRAW ROPES.LED LUMINAIRES SHALL BE PROGRAMMABLE ON SITE AND SHALL INITIALLY BE DIMMED BETWEEN MID-NIGHT AND 6AM TO 75%.
8. ELECTRICAL CONTRACTOR TO LIAISE WITH BUILDING CONTRACTOR TO ENSURE DUCTS FOR EXTERNAL LIGHTING ARE IN PLACE.
9. "AS BUILT" UNDERGROUND SITE SERVICES DRAWINGS TO BE PROVIDED BY CONTRACTOR TO CLIENT IN PAPER AND ELECTRONIC COPY AT PRACTICAL COMPLETION.
10. THE COLUMNS USED FOR THE LIGHT FITTINGS SHALL BE TIMBER TYPE.
11. ALL LUMINAIRES SHALL BE 3000K AS AGREED WITH DCC
12. THIS DRAWING SHOULD BE READ IN CONJUNCTION WITH THE SITE LIGHTING REPORT & LIGHTING CALCULATION REPORT

TYPICAL WIRING SCHEMATIC OF

LIGHTING COLUMN

FRONT VIEW

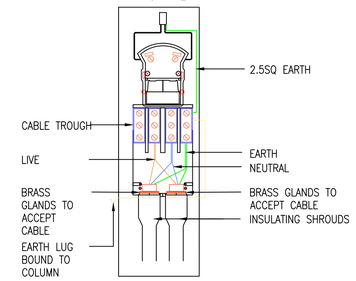

FLORACION

TYPICAL WIRING SCHEMATIC OF

LIGHTING COLUMN

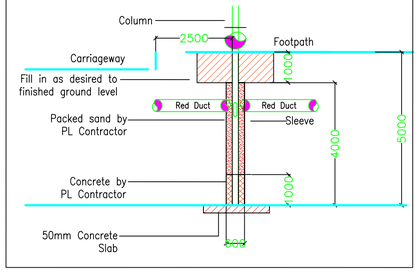

SYMBOL	QUANTITY	ARTICLE NUMBER	ARTICLE NAME	POWER INPUT
	6	FLORACION | 9M WIDE 2-HEADS 100° (2X21W)	FLORACION | 9M WIDE 2-HEADS 100°	42.00W
	3	FLORACION | 7M WIDE 2-HEADS 100° (2X29W)	FLORACION | 7M WIDE 2-HEADS 100°	58.00W
	1	FLORACION | 9M WIDE 3-HEADS (3X21W)	FLORACION | 9M WIDE 3-HEADS	63.00W
	4	FLORACION | 9M WIDE 2-HEADS 135° (2X21W)	FLORACION | 9M WIDE 2-HEADS 135°	42.00W
	1	FLORACION | 9M WIDE-MEDIUM 2-HEADS 135° (46W)	FLORACION | 9M WIDE-MEDIUM 2-HEADS 135°	46.00W
	1	PUBLIC LIGHTING CUSTOMER SERVICE PILLAR		

LEGEND

- BLUE ISOLINE = 5 LUX
- ORANGE ISOLINE = 25 LUX
- RED ISOLINE = 20 LUX
- TURQUOISE ISOLINE = 10 LUX
- WHITE ISOLINE = 50 LUX
- YELLOW ISOLINE = 30 LUX
- PINK ISOLINE = 15 LUX

TYPICAL CABLE SEPERATION DETAIL

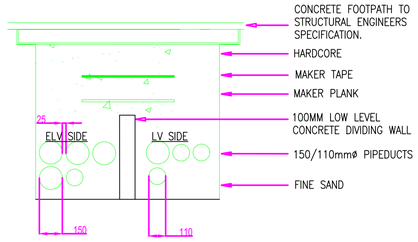

REV	DATE	DESCRIPTION	BY	CHK
--	--	--	--	--
--	--	--	--	--
--	--	--	--	--
--	--	--	--	--
--	--	--	--	--
--	--	--	--	--
--	--	--	--	--
--	--	--	--	--
--	--	--	--	--
--	--	--	--	--
--	--	--	--	--
--	--	--	--	--
--	--	--	--	--

THIS IS A PERFORMANCE DRAWING ONLY. WORKING AND INSTALLATION DRAWINGS ARE THE RESPONSIBILITY OF THE CONTRACTOR. FINAL POSITIONS OF ALL ITEMS SHOWN ARE FOR GUIDANCE AND PRICING PURPOSES ONLY. THE EXACT FINAL LOCATIONS ARE THE RESPONSIBILITY OF THE CONTRACTOR WHO SHALL CO-ORDINATE HIS INSTALLATIONS WITH THE MAIN CONTRACTOR AND ALL OTHER TRADES.

REV	DATE	DESCRIPTION	BY	CHK
P01	20.01.2023	ISSUED FOR PLANNING	RD	JL
P02	15.03.2023	ISSUED FOR PLANNING	RD	RD
--	--	--	--	--
--	--	--	--	--
--	--	--	--	--
--	--	--	--	--
--	--	--	--	--
--	--	--	--	--
--	--	--	--	--
--	--	--	--	--
--	--	--	--	--
--	--	--	--	--

PROJECT:

LIBRARY SQUARE RINGSEND - PUBLIC REALM IMPROVEMENT AND LIBRARY REFURBISHMENT AND EXTENSION

DRAWING TITLE:

MECHANICAL AND ELECTRICAL PLAN LAYOUT

JV TIERNEY & CO
MECHANICAL ELECTRICAL & SUSTAINABLE ENGINEERS
The Tannery , 53-56 Cork Street, Dublin D08 P92R, Ireland
T: +353 1 421 4900 E:mail@jvtierney.ie W: www.jvtierney.ie
ISO 45001:2018 I.S. EN ISO 9001:2015 I.S. EN ISO 14001:2015

DRAWING NUMBER:				
LSR-JVT-ZZ-00-DR-E-6001				
DRAWN: RD	DATE: 19/01/2023	DRAWING STATUS: PLANNING		
CHECKED: RD	DATE: 19/01/2023	SCALE: 1:200@A1L	PROJECT NUMBER: 4254	REVISION: P02

© Copyright JVTierney & Co.