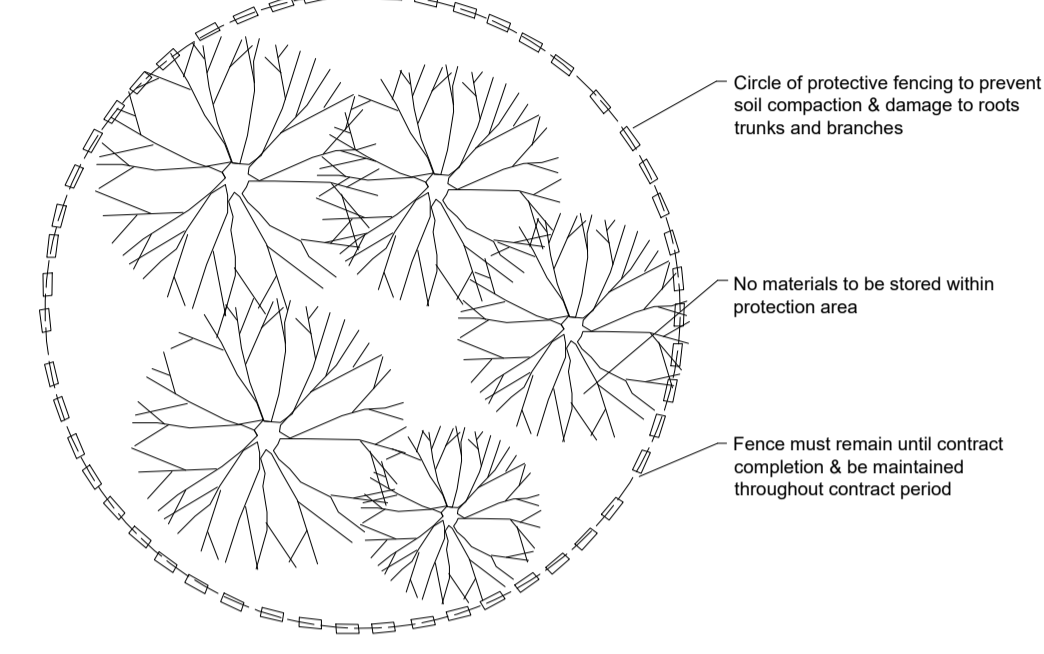

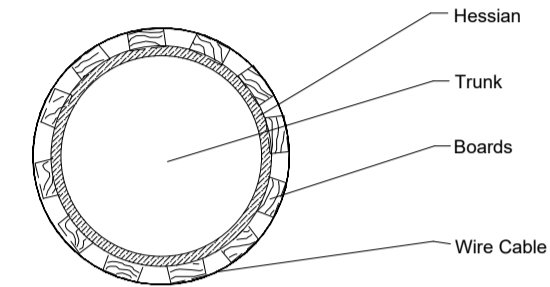
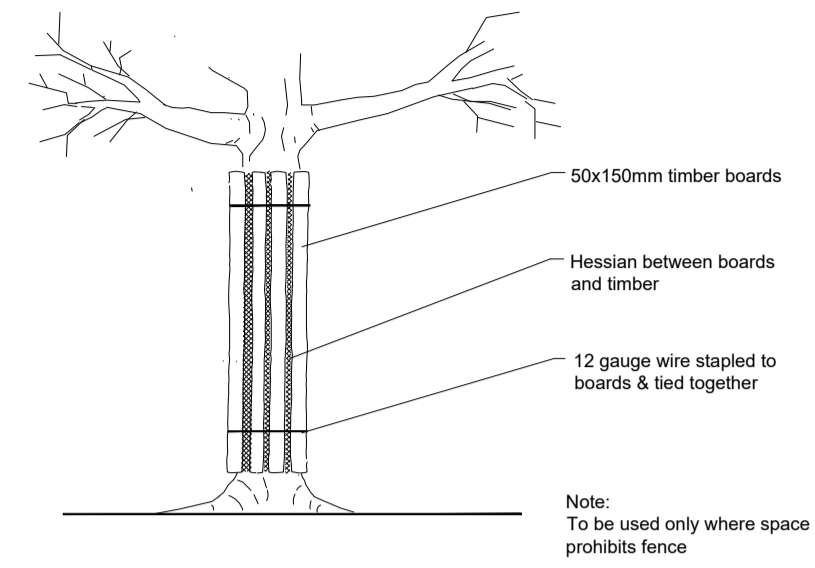


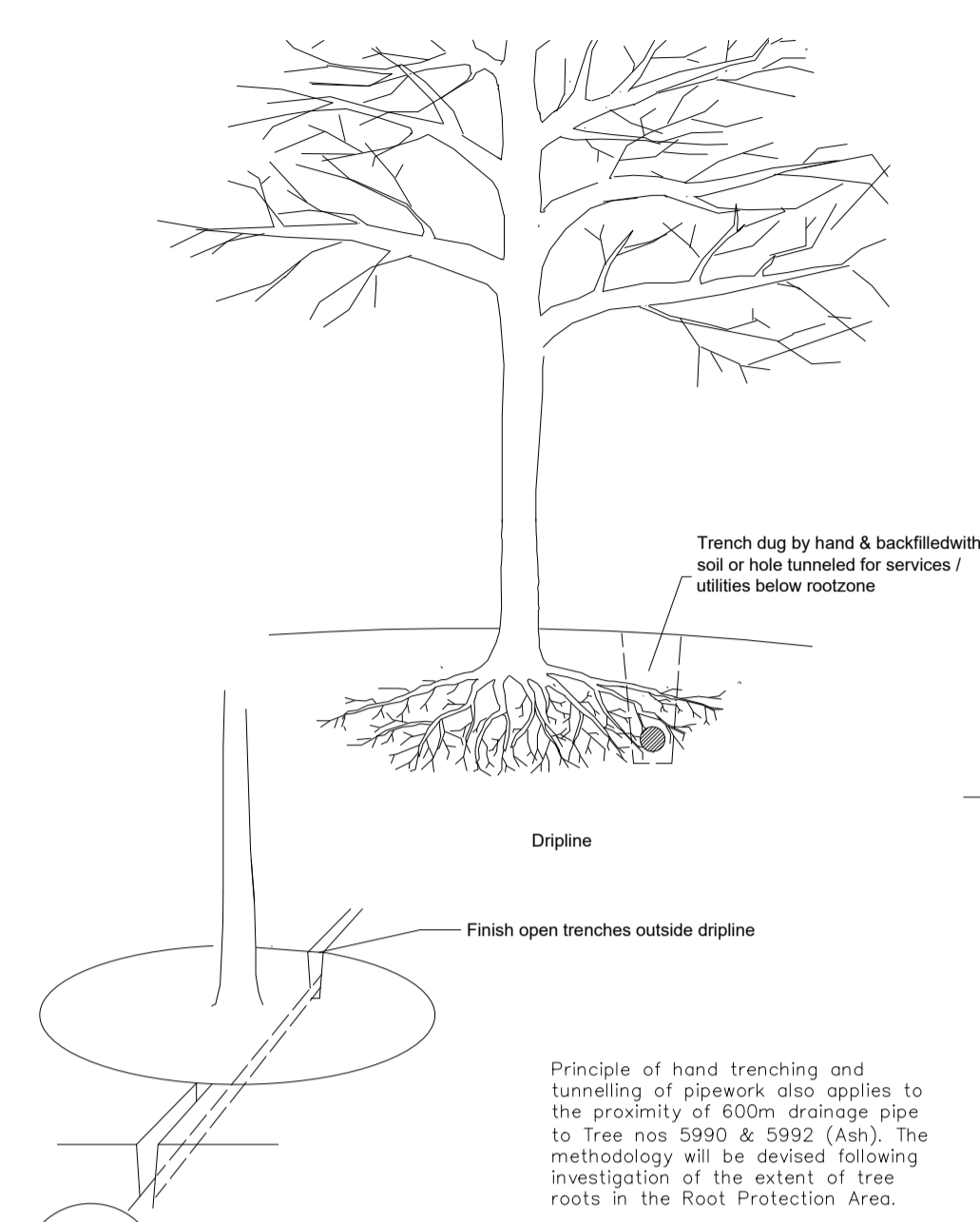
01  
104 TREE DETAILING  
Fencing single tree



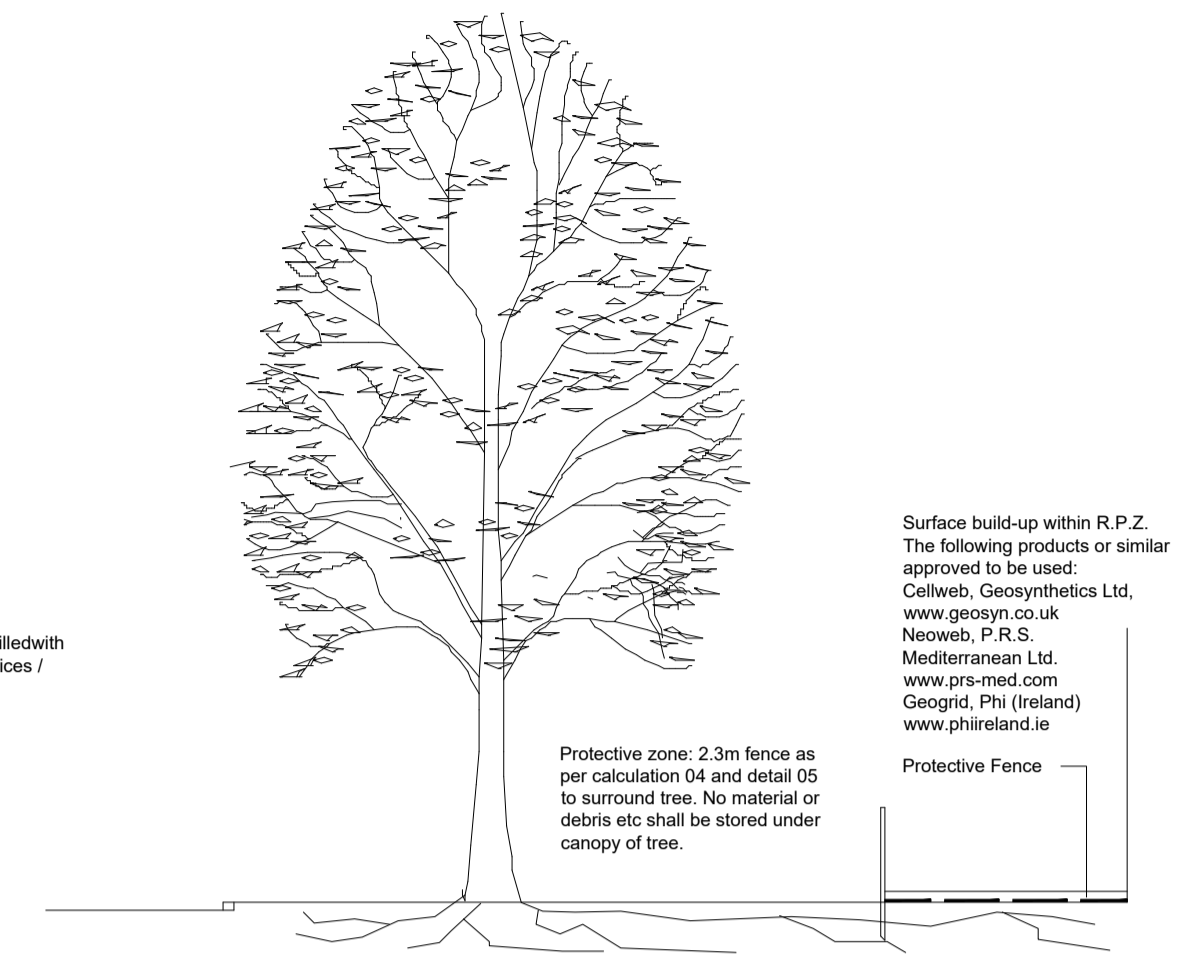
02  
104 TREE DETAILING  
Fencing tree groups



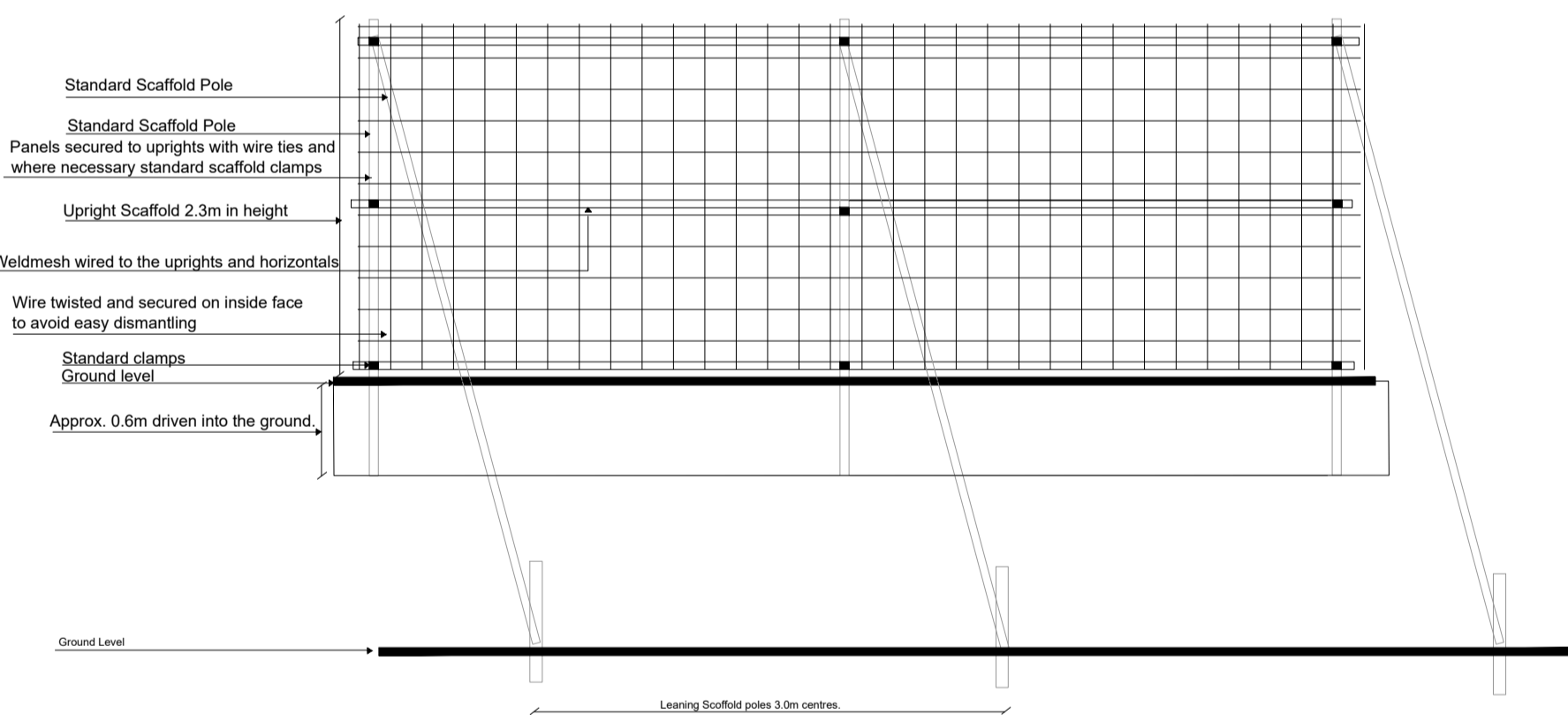
03  
104 TREE DETAILING  
Trunk barrier



04  
104 TREE DETAILING  
Trench excavation



05  
104 TREE DETAILING  
Construction within R.P.A.



06  
104 TREE DETAILING  
Tree protection fencing

## NOTES

### TREE PROTECTION

All operations are to be accordance with the Specification.  
Protective tree fencing must be erected prior to all construction operations occurring on site.  
Fencing to be in accordance with BS 5837 and as specified.  
Alignment of fencing to be agreed on site by Consulting Arborist prior to erection.  
Fencing to be maintained by the contractor for the duration of the contract. All damage to fencing to be reported to the Consulting Arborist immediately. All damage to fencing to be repaired to the satisfaction of the Consulting Arborist within 2 hours of the damage occurring.  
All site operations in the vicinity of the damaged fencing to cease until the fencing is repaired.  
Strictly no access to the 'Protected Tree Zone' should be permitted unless instructed by the Consulting Arborist. The 'Protected Tree Zone' should be managed in accordance with the specification.  
All site operatives must be made aware of the 'Code of Practice for the Protection of Trees' as per the specification.

### RETENTION OF EXISTING HEDGEROW

The Contractor shall break through or otherwise disturb no hedgerow marked for retention except along the line of proposed roads. Where roads or service lines are parallel to hedgerows the Contractor shall keep excavations in the root zone of the hedge to a minimum, shall not strip topsoil nor deposit material beyond the limits of the designated working area or within four meters of the hedgerow and shall not run machinery between the excavation and the hedgerow. Any tree roots over 50mm diameter severed during excavation shall be cleanly cut back to sound wood.

REV	DESCRIPTION	ISSUED BY	DATE
REV-0	FIRST ISSUE	FM	06.08.21

**MITCHELL + ASSOCIATES**  
LANDSCAPE ARCHITECTURE URBAN DESIGN  
Unit 5, Woodpark, The Rise, Glasnevin, Dublin 9, Ireland t: + 353 1 454 5066 e: info@mitchellassoc.net

**PROJECT**  
LIFFEY VALE

**CLIENT**  
DUBLIN CITY COUNCIL

**JOB NO.**  
LLIF018

**DRAWING**  
TREE PROTECTION DETAILS

**DRAWING NO.**  
132

<b>DRAWN BY</b> MF	<b>CHECKED</b> FM	<b>DATE</b> 01.04.2022
-----------------------	----------------------	---------------------------

<b>STATUS:</b> INFORMATION	<b>SCALE</b> AS SHOWN@A1	<b>REVISION</b> 01
-------------------------------	-----------------------------	-----------------------

**NOTES:**  
All dimensions are in millimeters unless otherwise stated and shall be checked and confirmed by the contractor on site. Any discrepancies shall be immediately reported to the landscape architects. Work to figured dimensions only - Do not scale from drawing. Do Not Scale. Use Figured Dimensions Only. Not for Construction Purposes unless Specifically Marked.

© THIS DRAWING IS COPYRIGHT OF MITCHELL + ASSOCIATES