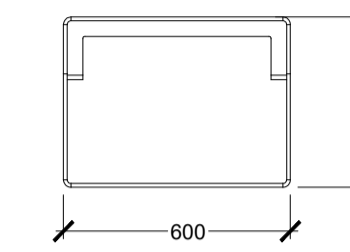




01
301
Seat with backrest and armrests

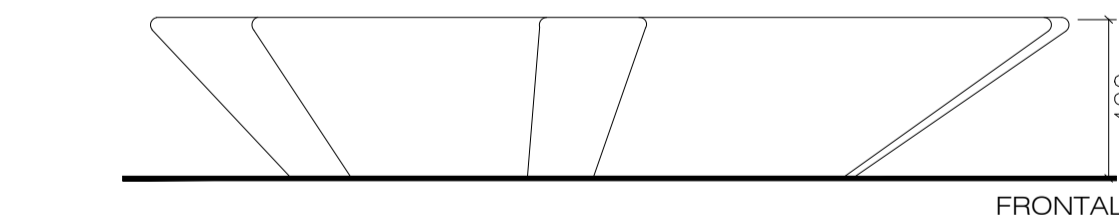
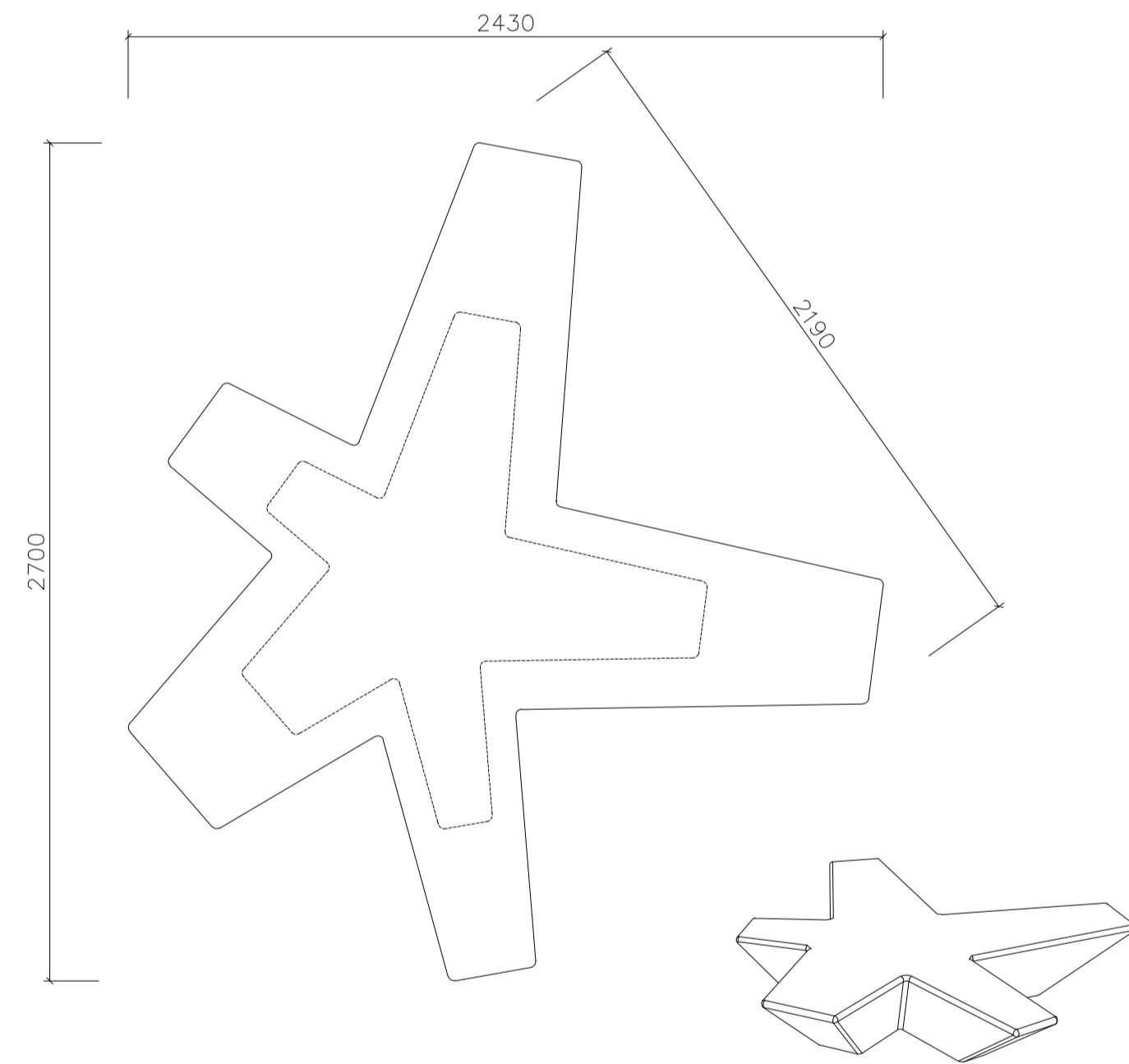
Hardwood seat with granite ends.
Untreated Iroko timber, flamed granite finish
Powder coated steel armrests, colour: ANthracite grey
Length 2750mm, depth 600mm, height 831mm, seat height 450mm
Dowel fixed to manufacturer's recommendations



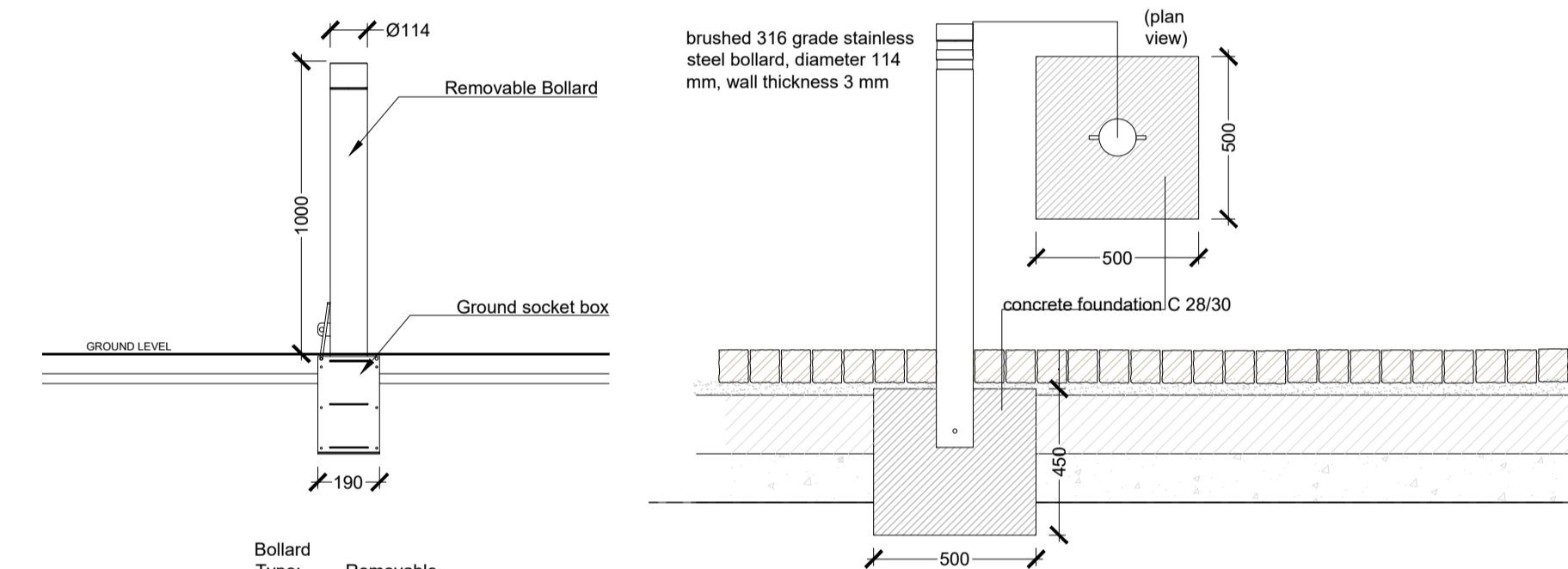
02
301
Bench without backrest

Hardwood bench with granite ends.
Untreated Iroko timber, flamed granite finish
Length 2750mm, depth 600mm, height 450mm
Dowel fixed to manufacturer's recommendations

MATERIAL **cast stone**
FINISH **acid-etched and waterproofed - anti skate studs to be added**
FIXING **free-standing**
WEIGHT **1014 kg / 1745 kg**



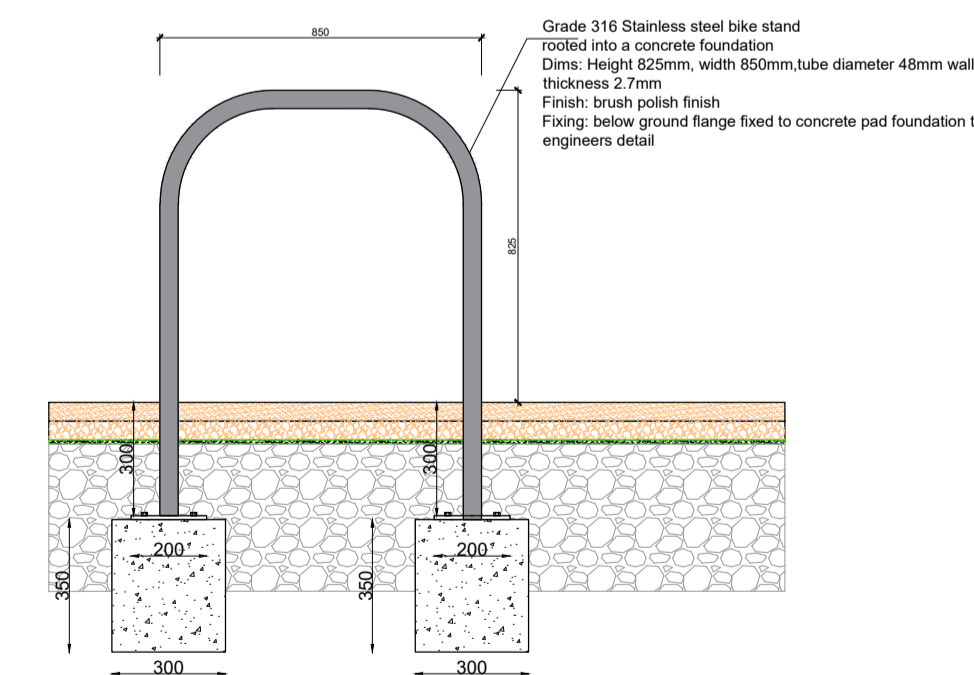
03
301
Proprietary PC sculptural seat



Bollard
Type: Removable.
Size: 150x114mm diameter
Height: 1000mm above ground
Finish: Brushed 316 grade stainless steel body with radially polished stainless steel cap.
Fixing: Installed into recessed below ground socket with lockable stainless steel flip down baseplate as shown.

- NOTES:
1. Refer to GA's for locations and Landscape Specification for detail.
 2. All paving units to be core drilled to receive bollards. Maximum 10mm joint.

04
301
Bollard detail



5
301
Sheffield type bicycle stand

REV	DESCRIPTION	DATE
01	PLANNING	22.10.2024
00	PLANNING DRAFT	21.06.2024

Mitchell + Associates

PROJECT TITLE:
Social Housing Bundle 4&5
CLIENT:
NDFA
DRAWING NAME:
Site fittings
DRAWING NUMBER:
SHB5-BMD-DR-MAL-L-P1-0301
JOB NUMBER:
LSOC003
STATUS:
Planning

DRAWN: VK
CHECKED: FP
SCALE: 1:20 @ A1

NOTES:
All dimensions are in millimeters unless otherwise stated and shall be checked and confirmed by the contractor on site. Any discrepancies shall be immediately reported to the landscape architects. Work to figured dimensions only. Do not scale from drawing. Do Not Scale. Use Figured Dimensions Only. Not for Construction Purposes unless Specifically Marked. © This Drawing is Copyright of Mitchell + Associates.