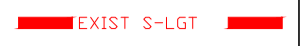
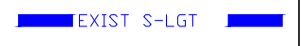











THIS DRAWING IS FOR INFORMATION PURPOSES ONLY. THE CONTRACTOR SHALL BE RESPONSIBLE FOR PRODUCING WORKING DRAWINGS

LEGEND	
	EXISTING UNDERGROUND STREET/SITE LIGHTING CABLE ROUTE (SUBJECT TO IDENTIFICATION ON SITE)
	EXISTING OVERHEAD STREET/SITE LIGHTING CABLE ROUTE (SUBJECT TO IDENTIFICATION ON SITE)
	PROPOSED PUBLIC LIGHTING DUCTING ROUTE. DUCTS SHALL BE 107MM RED HDPE SINGLE WALL 5MM THICK DUCT STAMPED 'PUBLIC LIGHTING' I.S.135 CLASS B.
	PROPOSED PUBLIC LIGHTING DUCTING ROUTE. DUCTS SHALL BE uPVC COMPLYING WITH BS3506 CLASS B OR HIGH DENSITY POLYETHYLENE PIPE TO I.S. 135 CLASS B. MINIMUM SIZE 100mm WITH 100mm SPARE DUCTS DEPLOYED AT ROAD CROSSINGS.
	PROPOSED PUBLIC LIGHTING MICRO PILLAR. PROPOSED MICRO PILLAR SHALL BE LOCATED A MINIMUM DISTANCE 2M FROM ESB MINI-PILLARS.
	EXISTING ESB NETWORKS MINI-PILLAR AND/OR RECESSED VAULT
	PROPOSED ESB NETWORKS MINI-PILLAR & VC2 VAULT ARRANGEMENT
	PROPOSED (800x800) CONCRETE DRAW PIT / INSPECTION CHAMBER.
	DENOTES 6 METRE COLUMN MOUNTED PUBLIC LIGHTING LUMINAIRE
	DENOTES COLUMN 8 METRE MOUNTED PUBLIC LIGHTING LUMINAIRE
	EXISTING STREET LIGHTING POLE

NOTES RELATING TO STREET LIGHTING INSTALLATIONS:

THE PUBLIC LIGHTING DESIGN SHALL FULLY COMPLY WITH BS5489:2013 LIGHTING CLASS P3.

THE CONTRACTOR SHALL NOTE THAT ALL PUBLIC LIGHTING DUCTING TO BE RED HIGH DENSITY POLYETHYLENE (HDPE) DUCTS STAMPED 'STREET LIGHTING' OR 'PUBLIC LIGHTING' AND BE IN ACCORDANCE WITH DUBLIN COUNTY COUNCIL PUBLIC LIGHTING REQUIREMENTS.

CONTRACTOR SHALL ENSURE THAT ALL ESN SUPPLY POINTS, PUBLIC LIGHTING PILLARS, COLUMNS, DUCTS & CABLES ARE INSTALLED/PLACED OUTSIDE THE BOUNDARIES OF PRIVATE PROPERTY.

ALL COLUMNS SHALL BE OF TAPERED OCTAGONAL CONSTRUCTION, FABRICATED FROM 3mm SHEET STEEL OR OF TUBULAR STEEL CONSTRUCTION WITH A MINIMUM WALL THICKNESS OF 3mm. NO CIRCUMFERENTIAL BUTT-WELDING SHALL BE USED IN COLUMN CONSTRUCTION. COLUMNS SHALL COMPLY WITH DCC STREET LIGHTING DIVISION REQUIREMENTS & SPECIFICATIONS.

COLUMNS SHALL HAVE FITTED COMPARTMENT DOORS SET AT A HEIGHT OF 1.5m TO CENTRE OF OPENING ABOVE FINISHED ROAD LEVEL AND NORMALLY FACED AWAY FROM ONCOMING TRAFFIC.

THE OUTSIDE OF THE PLANTED PORTION OF ALL COLUMNS SHALL BE PROTECTED BY A BITUMINOUS COATING EXTENDING TO A HEIGHT OF 150mm ABOVE GROUND LEVEL.

ALL DUCTS SHALL BE PLACED OUTSIDE THE BOUNDARIES OF PROPERTIES AND SHALL NOT AT ANY TIME PASS THROUGH ESB OR EIR TELECOM CHAMBERS.

THE CONTRACTOR SHALL ENSURE THAT SPARE 50mm DUCTS ARE LAID ACROSS ALL DRIVEWAY APRONS. SPARE 100mm DUCT SHALL BE PROVIDED AT EACH ROAD CROSSING. IN ALL SITUATIONS ELECTRICAL HAZARD WARNING TAPE AS PER ET10101:2020 SHALL BE LAID AT THE APPROPRIATE DEPTH.

CABLING DEPLOYED FOR STREET LIGHTING SHALL BE 2* SQ PVC/SWA/PVC PLUS INTEGRAL EARTH.

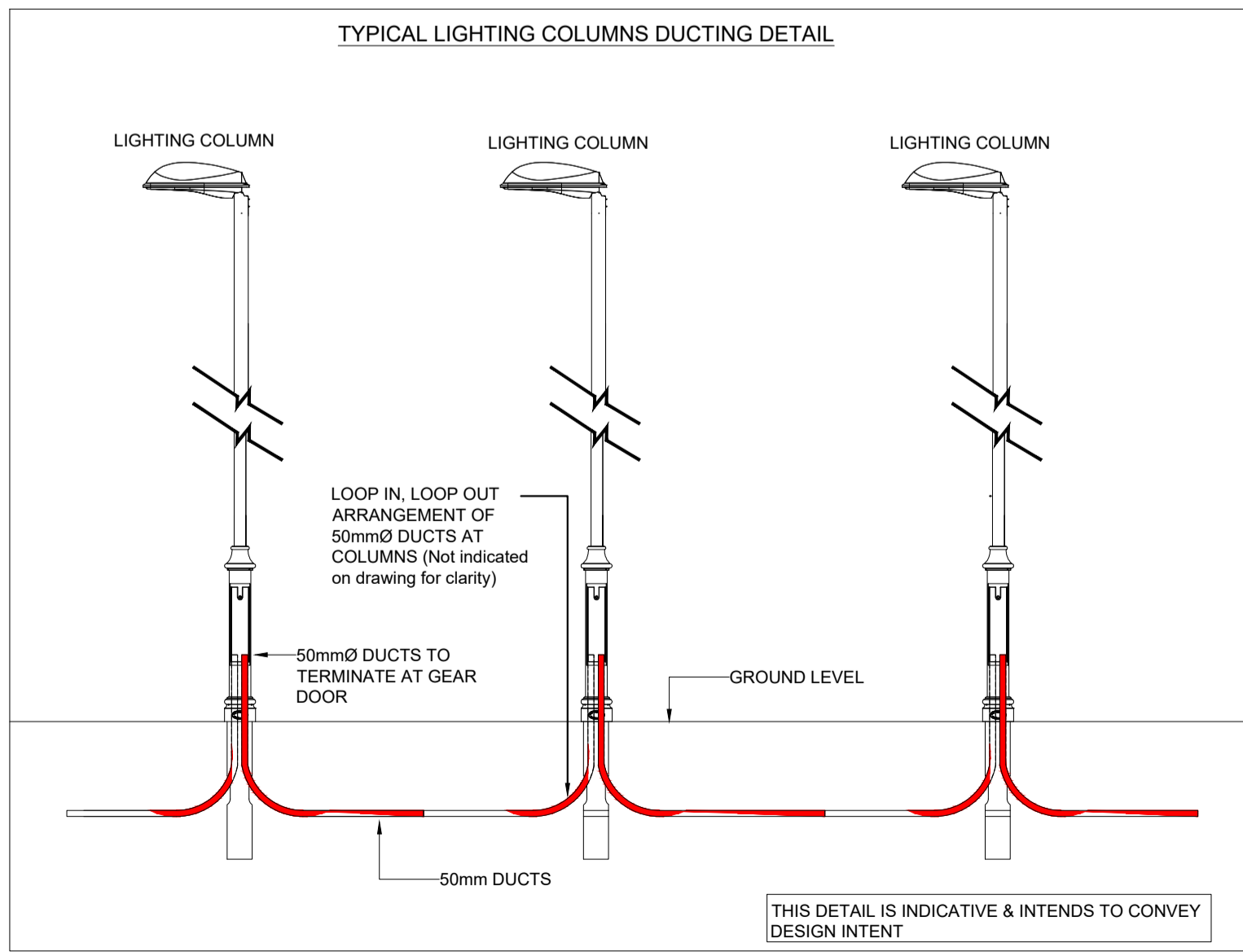
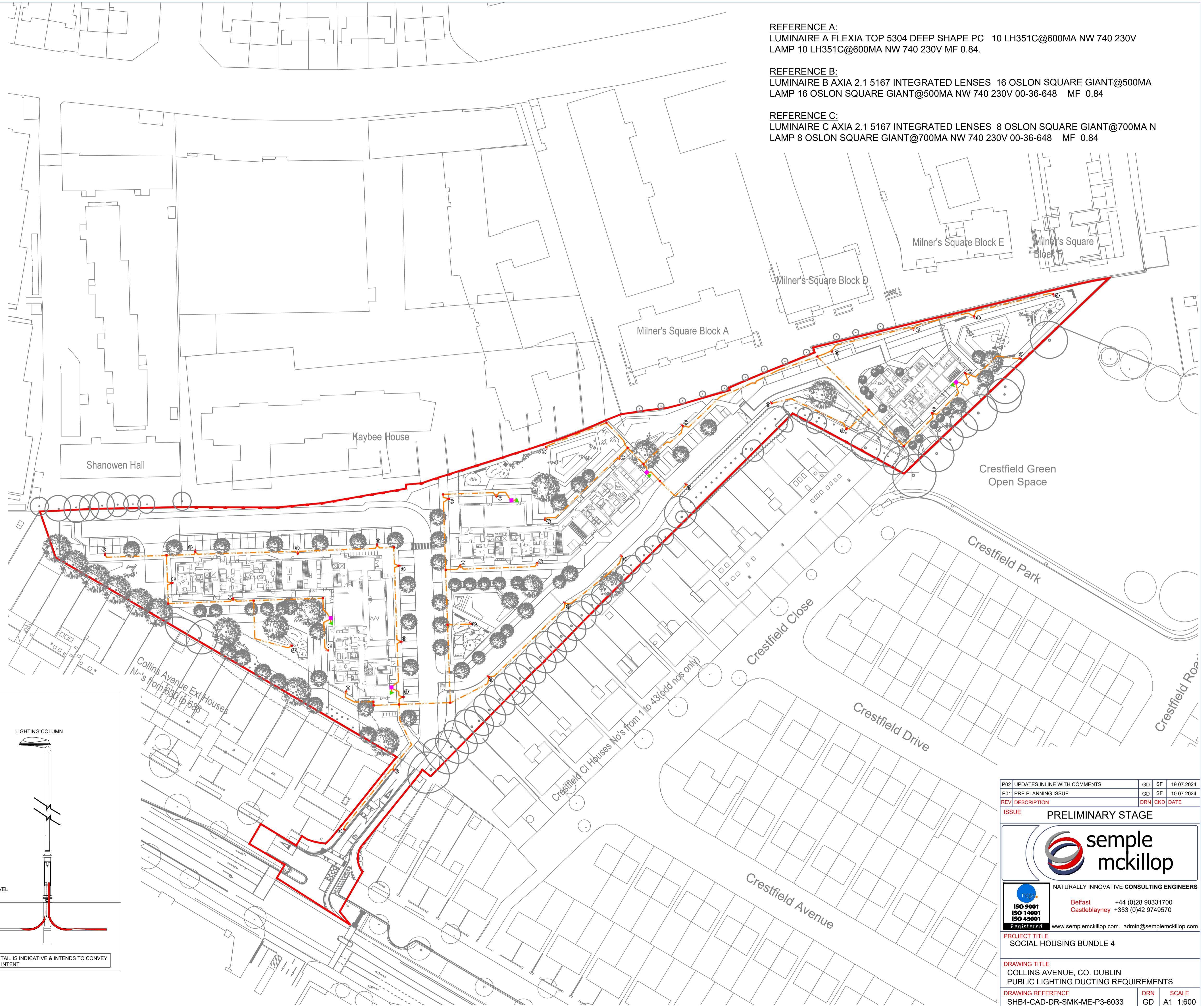
A BARE COPPER OR HOT DIP GALV IRON EARTH ROD 16mm DIA SHALL BE SUNK TO A MINIMUM DEPTH OF 1200mm ADJACENT TO EACH SERVICE PILLAR. EARTH RODS SHALL BE INSTALLED WITH SUITABLE INSPECTION BOXES TO FACILITATE INSPECTION OF THE EARTH CONDUCTOR CONNECTION TO THE ROD.

ELECTRICAL CONTRACTOR SHALL REFER TO DUBLIN COUNTY COUNCIL GUIDELINES FOR PUBLIC LIGHTING WORKS AND ENSURE THAT THEIR INSTALLATION FULLY COMPLIES WITH THIS DOCUMENT.

REFERENCE A:
LUMINAIRE A FLEXIA TOP 5304 DEEP SHAPE PC 10 LH351C@600MA NW 740 230V
LAMP 10 LH351C@600MA NW 740 230V MF 0.84.

REFERENCE B:
LUMINAIRE B AXIA 2.1 5167 INTEGRATED LENSES 16 OSLON SQUARE GIANT@500MA
LAMP 16 OSLON SQUARE GIANT@500MA NW 740 230V 00-36-648 MF 0.84

REFERENCE C:
LUMINAIRE C AXIA 2.1 5167 INTEGRATED LENSES 8 OSLON SQUARE GIANT@700MA N
LAMP 8 OSLON SQUARE GIANT@700MA NW 740 230V 00-36-648 MF 0.84



P02 UPDATES INLINE WITH COMMENTS	GD	SF	19.07.2024
P01 PRE PLANNING ISSUE	GD	SF	10.07.2024
REV DESCRIPTION	DRN	CKD	DATE
ISSUE PRELIMINARY STAGE			

semple mckillop
NATURALLY INNOVATIVE CONSULTING ENGINEERS

Belfast +44 (0)28 90331700
Castleblayney +353 (0)42 9749570

www.semplemckillop.com admin@semplemckillop.com

PROJECT TITLE
COLLINS AVENUE, CO. DUBLIN
PUBLIC LIGHTING DUCTING REQUIREMENTS

DRAWING REFERENCE
SHB4-CAD-DR-SMK-ME-P3-6033

DRN SCALE
GD A1 1:600