



















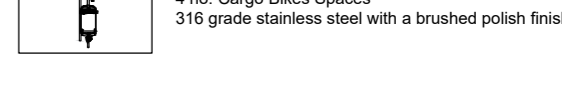

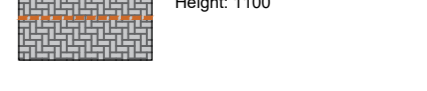
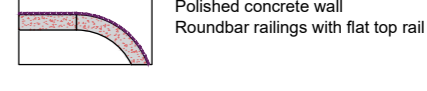


1-38

ASIN STREET LOWER

LEGEND:

-  Natural Flag Paving
Silver Grey Granite
-  Natural Flag Paving
Silver Grey Granite
Permeable jointing
-  Permeable Paving
Dark Grey
-  Resin-bound Aggregate paving
Buff coloured aggregate
-  Tarmac surface
-  Buff Tarmac surface
-  Safety Play Surface
Wetpour or equivalent
-  Grass
-  Reinforced Grass
-  Shrub Planting
-  Detention Basins & Swales
with wetland planting
-  Meadow Planting
-  Stone Kerb
125mm wide granite unit
-  Stone Planting Edge
125mm wide granite unit with
100mm flush sections for water
flow
-  Tree
Proposed
2m Lifted Canopy on street trees
-  Tree
Proposed
in Reinforced Tree Pit
-  Tree
Retained
-  Benches
With back and arm rests
-  Short Term Visitor Cycle Stands
94 no. Bike Spaces
316 grade stainless steel with a brushed polish finish.
-  Short Term Visitor Cargo Bike Stands
4 no. Cargo Bikes Spaces
316 grade stainless steel with a brushed polish finish.
-  Long Term Cycle Stands
4 no. Bike Spaces (CCA and Creche)
316 grade stainless steel with a brushed polish finish.
-  Estate Railing
Height: 1100
-  Proposed Wall and fence
Polished concrete wall
Roundbar railings with flat top rail
-  Limestone paving strip
200mm wide
Marking the outline of the historic
Dublin City Basin



Information board
Drinking water supply
Oisín Kelly Park sign

REV	DESCRIPTION	DATE
P03	ISSUED FOR PLANNING	26.09.2024

Mitchell + Associates

PROJECT TITLE:
PPP Co, SHB4, Basin View Flats
CLIENT:
NDFA

DRAWING NAME:
Basin View Flats Landscape Masterplan
DRAWING NUMBER:
0100
JOB NUMBER:
LSOC003
STATUS:
Planning

DRAWN: FM
CHECKED: FP
SCALE: 1:250 @ A1

NOTES:
All dimensions are in millimeters unless otherwise stated and shall be checked and confirmed by the contractor on site. Any discrepancies shall be immediately reported to the landscape architect. Work to figured dimensions only. Do not scale from drawing. Do Not Scale. Use Figured Dimensions Only. Not for Construction Purposes unless Specifically Marked. © This Drawing is Copyright of Mitchell + Associates.

www.mitchell.ie info@mitchell.ie +353 1 454 5066