

NO PART OF THIS DRAWING MAY BE REPRODUCED OR TRANSMITTED IN ANY FORM OR STORED IN ANY RETRIEVAL SYSTEM OF ANY NATURE WITHOUT THE WRITTEN PERMISSION OF MALONE O'REGAN CONSULTING ENGINEERS AS COPYRIGHT HOLDER EXCEPT AS AGREED FOR USE ON THE PROJECT FOR WHICH THE DRAWING WAS ORIGINALLY CREATED.

THIS DRAWING TO BE READ IN CONJUNCTION WITH ALL OTHER RELEVANT DRAWINGS, SPECIFICATIONS AND THE PRELIMINARY HEALTH & SAFETY PLAN.

ALL DIMENSIONS ARE IN mm UNLESS NOTED OTHERWISE. DO NOT SCALE DIMENSIONS.

THE CONTRACTOR SHALL CHECK ALL DIMENSIONS PRIOR TO THE COMMENCEMENT OF CONSTRUCTION. ALL DISCREPANCIES SHALL BE REPORTED TO THIS OFFICE IN WRITING.

BY	DRAWING No. & REFERENCE	DATE
SURVEY	SHB4-WRF-DR-SHA-AR-P3-004	12.04.2024
ARCH	SHB4-WRF-DR-SHA-AR-P3-004	21.03.2024
LS	SHB4-WRF-DR-MAL-L-P3-005_Ver1	21.03.2024

VEHICLE SWEEP PATH LEGEND

- SATISFACTORY SATISFACTORY: SWEEP PATH WORKS WITH CURRENT LAYOUT
- FEASIBLE FEASIBLE: SLIGHT DIFFICULTIES BUT SWEEP PATH COULD WORKS WITH MINOR LAYOUT MODIFICATIONS
- NOT ACCEPTABLE NOT ACCEPTABLE: SWEEP PATH NOT POSSIBLE WITH LAYOUT AND SIGNIFICANT ALTERATION REQUIRED
- SOLID HATCH INDICATES FORWARD MOTION OF THE VEHICLE
- LINED HATCH INDICATES REVERSE MOTION OF THE VEHICLE

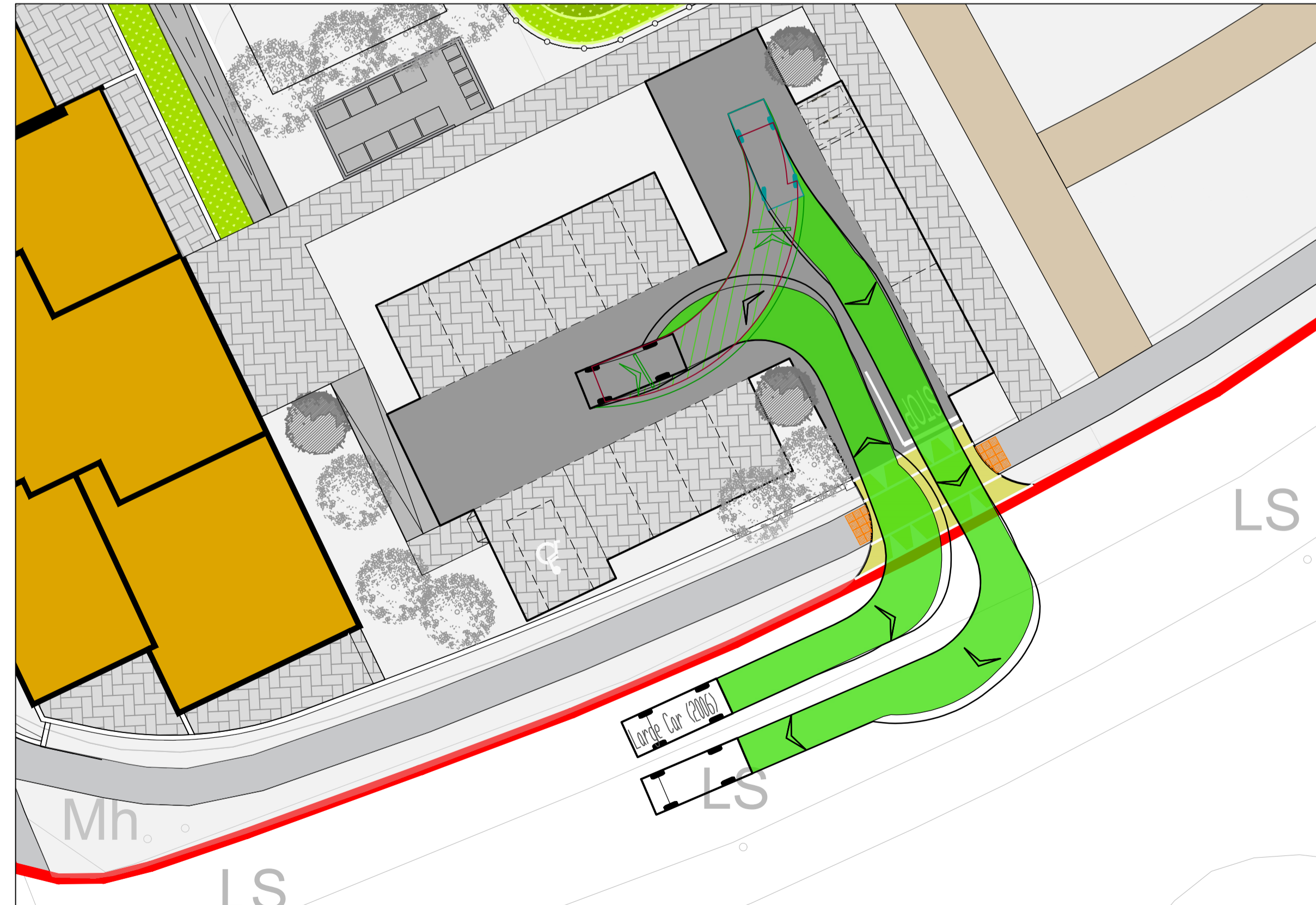
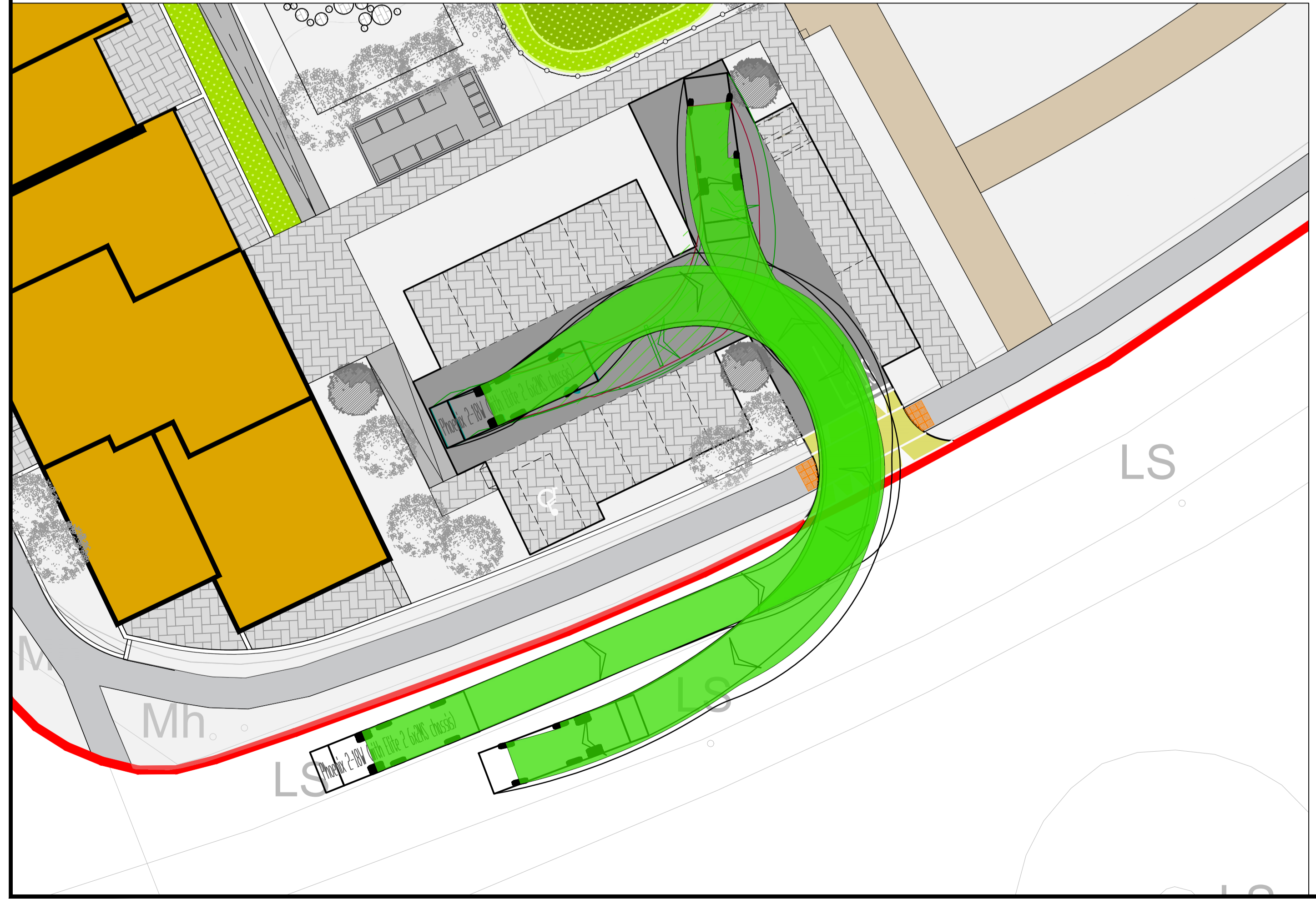
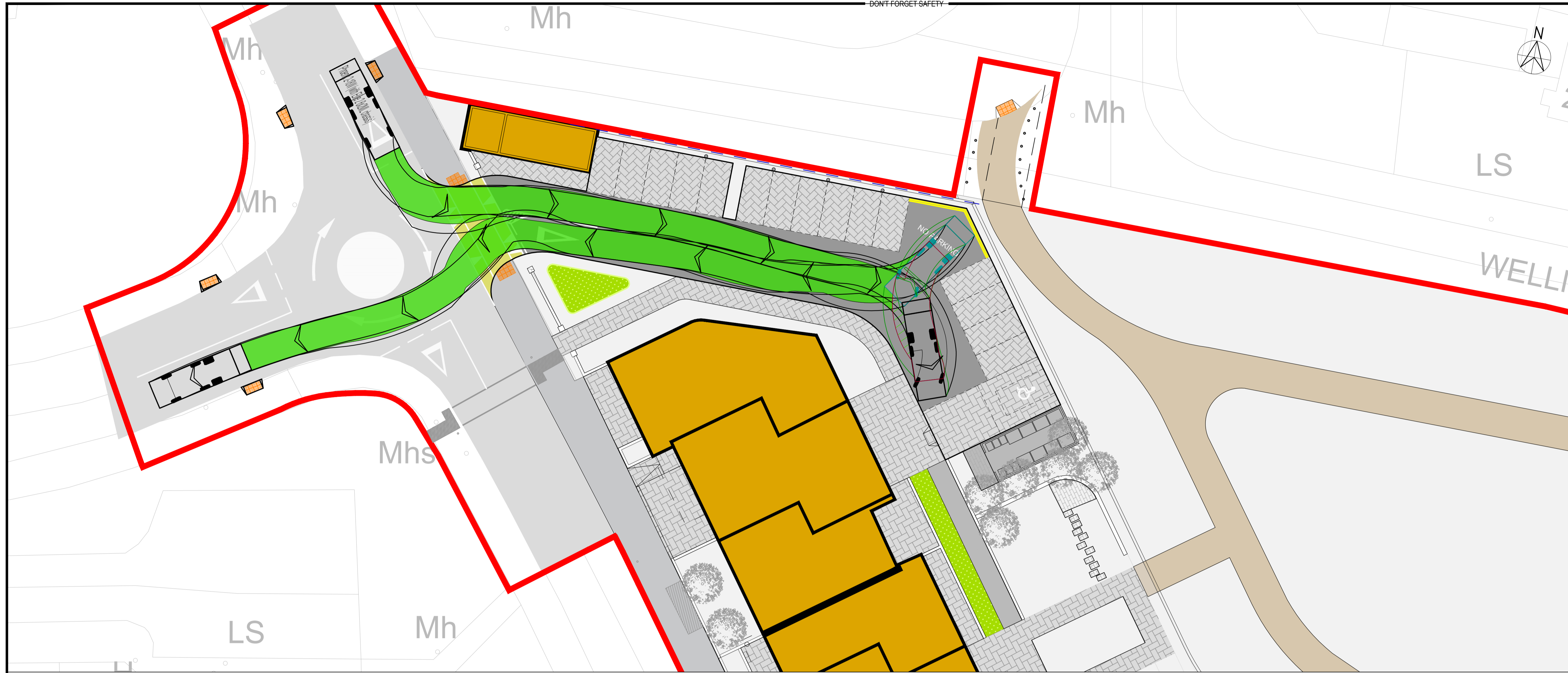
\*N.B. COLOUR OF SOLID/LINED HATCHES IN LEGEND TO MATCH RELEVANT COLOUR OF THE AUTO-TRACK IN THE DRAWING (i.e. IF SWEEP PATH IS A SATISFACTORY GREEN THEN SO WILL HATCHES BE SHOWN AS ABOVE)

**PHOENIX 2-18W (WITH ELITE 2 6X2MS CHASSIS)**

OVERALL LENGTH	9.620M
OVERALL WIDTH OVERALL	2.530M
BODY HEIGHT	3.211M
MIN BODY GROUND	0.416M
CLEARANCE TRACK WIDTH	2.530M
LOCK-TO-LOCK TIME	4.00S
CURB TO CURB TURNING RADIUS	9.550M

**LARGE CAR**

OVERALL LENGTH	5.079m
OVERALL WIDTH OVERALL	1.872m
BODY HEIGHT	1.525m
MIN BODY GROUND	0.310m
CLEARANCE TRACK WIDTH	1.831m
LOCK-TO-LOCK TIME	4.00s
CURB TO CURB TURNING RADIUS	5.900m



SWEPT PATH ANALYSIS - LARGE CAR

REV	DESCRIPTION	DATE	BY	CHK
5	ISSUED FOR PLANNING	03.07.24	KA	ND
4.1	SWEEP PATH RERUN TO AVOID OVERHANG ON FOOTPATH	16.04.24	KD	ND
4	SITE LAYOUT REVISED TO SUIT LATEST ARCH LAYOUT AND COMMENTS	14.04.24	KD	ND
3	ISSUED FOR INFORMATION	20.03.24	KD	PB
2	SITE LAYOUT UPDATED	28.02.24	KA	PB
1	SITE LAYOUT UPDATED	25.01.24	KD	PB
0	ISSUED FOR INFORMATION	23.01.24	KD	PB

STATUS: P3 - PLANNING

**ADR** MALONE O'REGAN CONSULTING ENGINEERS

Unit 2B Richview Office Park, Clonskeagh, DUBLIN 14 D14 XT57

T: +353 1 260 2655  
E: dublin@moroe.ie  
W: www.maloneoregan.ie

Offices also in:  
GALWAY T: +353 91 531 069 E: galway@moroe.ie  
WATERFORD T: +353 51 876 855 E: waterford@moroe.ie

CLIENT: DUBLIN CITY COUNCIL

JOB NAME: SOCIAL HOUSING BUNDLE 4, DEVELOPMENT AT WELLMOUNT ROAD, FINGLAS

DRG. NAME: SWEEP PATH ANALYSIS REFUSE TRUCK

JOB REF	SHEET	SCALE	DATE	BY	ENG	APP	REV.
23006	A1	1:200	SEPT'2023	JC	PB	PB	5

DRG. NO.: SHB4-WRF-DR-MOR-CS-P3-117