































-  Existing trees to be retained
-  Proposed native, semi mature Feature Tree Planting 18-20cm standard native tree
-  Native, standard and multi stem Tree Planting
-  Wildflower Meadow Wildflower Meadow seeding on min. 150mm approved soil
-  Resin Bound gravel for open space pathway
-  Grass Amenity Grass seeding on min. 150mm approved topsoil
-  Dense planting areas Ornamental plantings and shrubs Planted into 450mm free draining topsoil
-  Resin Bound gravel for bike parking
-  Feature permeable paving
-  Bioretention areas
-  Bike stands
-  Resting chairs and tables in the main open spaces
-  Red line boundary
-  Hedgerow
-  Proposed levels Existing levels
-  Railings and gates around the toddler play area
-  Seat - 40% with arm and backrest
-  Boundary wall around site - 800 wall with 1.2m high railings
-  Boundary wall along curtilage and front of building
-  Permeable paving for car parking area
-  Permeable paving for curtilages, front of houses, bike parkings
-  1.1m high railings along POS
-  Planting for detention basin
-  Path to be retained
-  Fitness equipment along pedestrian path
-  Play furniture proposition - Agility trail
-  Play furniture proposition - Stills
-  Play furniture proposition - balance beam

REV	DESCRIPTION	DATE
PROJECT TITLE: Social Housing Bundle 4 Development at Wellmount Road		
CLIENT: Dublin City Council		
DRAWING NAME: WRF Landscape Masterplan		
DRAWING NUMBER: 0101		
JOB NUMBER: LSOC004		
DRAWN BY Coline Fortin	CHECKED FP	DATE 16.04.2024
STATUS: PLANNING	SCALE: 1:250 @ A1	REVISION 0

NOTES:
All dimensions are in millimeters unless otherwise stated and shall be checked and confirmed by the contractor on site. Any discrepancies shall be immediately reported to the landscape architects. Work to figured dimensions only - Do not scale from drawing. Do Not Scale. Use Figured Dimensions Only. Not for Construction Purposes unless Specifically Marked.

© THIS DRAWING IS COPYRIGHT OF MITCHELL + ASSOCIATES