



Comhairle Cathrach Bhaile Átha Cliath Buiséad Faofa 2016

Dublin City Council
Adopted Budget 2016



Comhairle Cathrach
Bhaile Átha Cliath
Dublin City Council

To The Lord Mayor and Members of the Dublin City Council

Report of the Chief Executive on the Draft Budget of the Dublin City Council
for the local financial year ending on the 31st December 2016

In accordance with Section 102 of the Local Government Act 2001, the Draft Budget has been prepared by the Chief Executive showing the amounts estimated as necessary to meet the expenses and to provide for the liabilities and requirements of Dublin City Council during the local financial year ending on 31st December 2016. A copy of this Draft Budget in the prescribed form together with explanatory and comparative statements of the figures is enclosed. On the basis of this Draft Budget the amount to be raised by the Annual Rate on Valuation would require a rate of 0.256.

The Draft Budget will be considered by the City Council at the Budget Meeting to be held in The Council Chamber, City Hall, Dublin 2 at **6.15 p.m. on the 9th November 2015**. In compliance with Section 103 of the Local Government Act 2001, the required public notice has been given and a copy of the Draft Budget deposited in the offices of Dublin City Council.

An Information Meeting of the City Council will be held in the Council Chamber, City Hall as follows:

Budget Information Meeting Wednesday 4th November 2015 at 6.00 p.m.

OWEN P. KEEGAN
CHIEF EXECUTIVE

DUBLIN CITY COUNCIL
REVENUE BUDGET 2016

TABLE OF CONTENTS

Chief Executive's Introduction	Page 1
Certificate of Adoption	Page 11
Corporate Policy Group / Group Leaders	Page 12
Table A	Page 13
Table B	Page 14
Table D	Page 17
Table E	Page 18
Graphs	Page 19
Division A – Housing & Building	Page 22
Division B – Road Transport & Safety	Page 29
Division C – Water Services	Page 35
Division D – Development Management	Page 40
Division E – Environmental Services	Page 49
Division F – Culture, Recreation & Amenity	Page 56
Division G – Agriculture, Education, Health & Welfare	Page 65
Division H – Miscellaneous Services	Page 70
Central Management Charge	Page 75
Summary of Local Property Tax Allocation	Page 76

Annual Revenue Budget 2016

Introduction

I am presenting the attached draft Budget for the financial year 2016 to the Elected Members of the City Council in accordance with Section 103 of the Local Government Act 2001, as amended. The construction of this Budget has been shaped by on-going resource pressures, service demands and the need to make provision for certain cost increases. This report provides information on the following matters:

1. Outturn 2015 against Adopted Budget 2015 and the key factors which have led to the estimated year end financial position for 2015.
2. Income 2016 changes against 2015:
 - a) Local Property Tax
 - b) Commercial Rates
 - c) NPPR income
 - d) Government Grants
 - e) Housing related income (waste collection charge, rents, gas boiler maintenance charge)
 - f) Homeless Services.
3. Expenditure 2016 changes against 2015:
 - a) Payroll
 - b) Irish Water SLA
 - c) Bulky Household Waste Collection Service
 - d) Grow Dublin Tourism Initiative
 - e) Footpath improvements
 - f) Traffic related measures
 - g) 1916 Commemorations
 - h) Other expenditure provisions.
4. The Adequacy of the City Council's Funding Base:
 - a) LPT Funding
 - b) IW Related Exempted Rates
 - c) Loss of Rates Income through Revaluation
 - d) Reliance on the credit balance as a funding source.

1. Outturn 2015 against Adopted Budget 2015

The outturn for 2015 provides for a credit balance of €27.1m notwithstanding certain expenditure increases and income reductions compared with the adopted 2015 Budget. This reflects two dynamics, first the actual financial position at year end 2014 improved by an amount of €2.1m compared with what was estimated at the time the 2015 Budget was prepared. Second, the estimated 2015 year end financial outturn of €25m indicates that in some instances actual expenditure fell short of budgeted expenditure and in other instances actual income was higher than budgeted income. Recruitment of staff has been lower in 2015 than was budgeted for, which contributing to the credit balance. Other issues impacting on the credit balance were increased income from housing rents and from the NPPR charge.

The credit balance from 2015 will be a key factor in maintaining service provision in 2016. The absence of the credit balance would mean that service provision in 2016 would have to be reduced to the value of €27.1m or that additional income would have to be raised.

Table 1 below gives details of the key areas contributing to the credit balance.

Table 1: Key areas contributing to credit balance

Expenditure:	€m	Income:	€m
Payroll	-8.8	NPPR	+5.0
DPG	-2.3	EYL	+2.2
Overdraft Savings	-1.0	Parking Meters	+2.0
Older Persons Services	+0.3	Housing Rents	+2.0
Housing Maintenance	+1.0	Planning Fees	+1.0
Claims	+1.5	TFS Office	+0.7
DCC Homeless (Net)	+5.1	S89 Licences	+0.6
Contingency Fund	-5.1	IPB Dividend	+0.5
		PRD	+0.5
		Contribution Prior to Letting	+0.2
		Building Control	+0.2

Note: + expenditure value indicates spend over budget, - expenditure value indicates spend under budget, + income value indicates income over budget, - income value indicates income under budget.

2. Income 2016 against 2015

2(a) Local Property Tax

The value of LPT to be receipted by the Council in 2016 from householders in Dublin city has been estimated by the DoECLG at €50.6m, being €77.5m, less 20% or €15.5m retained by the Department to distribute to other local authorities, less the 15% or €11.6m reduction in the LPT rate decided by the Elected Members, plus a €0.256m adjustment so that Dublin City Council will not have less funds in 2016 than in 2015 from LPT receipts. Tables 2-3 on the next page provides an analysis of LPT funding in 2016.

Circular Fin. 10/2015 directs Dublin City Council to apply €17.2m of the €50.6m available to capital purposes in substitution for other grant funding. Of the €33.5m that remains in the revenue budget, the Department has directed that all funds with the exception of €4.1m be applied to specific purposes such as Roads Block Grant, the payment of Housing Loans, replacing previously funded grants etc.

The net effect is that the funding that will be available to the City Council in 2016 as a consequence of LPT receipts and that is provided for in the draft Budget will be just €4.1m.

The expectation of additional service provision as a consequence of LPT receipts coming directly to the City Council in 2016 poses a challenge for the City Council and will do so into the future based on the current LPT funding model. It should be understood that this funding of €4.1m is not new funding; it represents the continuation of additional funding from the LPT in 2015 which supports current service provision. There will be no additional funding through LPT in 2016.

Table 2: Available LPT For Y2016

Total LPT Funding	77,547,442	
Equalisation Funding	15,509,488	
LPT Retained Locally	62,037,954	Per Fin 07/2015
15% Reduction	11,632,116	
	50,405,837	
Supplementary Funding	255,593	Per Fin 10/2015
LPT Allocation Y2016	50,661,430	Per Fin 10/2015
Revenue Allocation	33,468,895	
Capital Allocation	17,192,535	
LPT Allocation Y2016	50,661,430	

Table 3: Analysis of LPT Funding - Revenue

Discretionary LPT Revenue				
LGF/GPG		2,667,330		
Surplus		3,877,372		
Supplementary Funding		255,593		
			6,800,295	Table A
Self Funding Revenue				
CLSS (Housing)	16,138,000			
DPG (Housing, per DECLG is Capital)	4,750,000			
		20,888,000		
Roads (Block Grant)	5,780,600			
		5,780,600		
			26,668,600	Table E
Self Funded LPT				
Total LPT Revenue Budget (Table A & E)			33,468,895	

2(b) Commercial Rates

The Valuation Office completed the revaluing of all non-domestic properties in the City Council area in 2013, with new valuations taken effect from 1st January 2014. These revised valuations form the basis for the determination of commercial rates from 2014. The revaluation process was intended to be revenue neutral for the City Council - the relevant legislation provides that rates yield should not increase or decrease as a direct result of the revaluation. However, there is an extensive appeals process for ratepayers who are unhappy with the outcome of the revaluation process. The first stage involves an appeal to the Commissioner of Valuation. The second stage

involves an appeal to the Valuation Tribunal - an independent body established to determine such appeals. There is also a further right of appeal to the High Court on a point of law.

Appeals are not determined until after the revenue neutral ARV is set. Successful appeals to the Commissioner of Valuation have resulted in downward movement in valuations equivalent to a loss of commercial rates income of €5.1m in 2014 and every year thereafter. A further provision of €2m was made in 2015 in respect of successful appeals to the Valuation Tribunal in 2015. In 2016 another provision of €8m is being made relating to further appeals to the Valuation Tribunals impacting in 2016 and to the impact of a programme of revaluations of global commercial entities. These losses are mitigated by expected buoyancy of €3.5m in the rates base due to the economic recovery, leaving a net loss new to 2016 of €4.5m.

The revaluation process has not, in any way, been neutral to the City's funding base with a cumulative loss of funding since 2014 of €27.3m (2014 - €5.1m, 2015 - €7.1m (€5.1m plus €2m), 2016 - €15.1m (€7.1m plus €8m), set out in Table 4 below. No offsetting funding has been made available to compensate Dublin City Council for this perpetual loss.

Table 4 – Revaluation related losses of Rates Income 2014 – 2016

Year	€m	€m	€m	Total €m
2014	5.1			5.1
2015	5.1	2.0		7.1
2016	5.1	2.0	8.0	15.1
Total:				27.3

Dublin City Council is mindful of the pressures faced by businesses. The Council's ARV has been reduced every year since 2009. In 2016 it is proposed to hold the ARV at the 2015 level as given the significant impact on the City's funding base of the revaluation as outlined above, it is not possible to provide services to the current level in 2016 and reduce the ARV. **For 2016, a rate multiplier (ARV) of 0.256 is proposed which represent no change to the commercial rate.** The DKM consensus inflation (CPI) forecast for 2016 in the Q3 Dublin Economic Monitor is 1.3%.

2(c) Non-Principal Private Residence Charge (NPPR)

An annual charge of €200 was introduced on non-principal private residences in July 2009. The charge ceased in 2013. Legislation has been enacted providing for local authorities to continue to collect outstanding NPPR charges and arrears from the period 2009 to 2013. The structure of this charge promoted self-certification with significant penalties for late payment, which has encouraged compliance. 75% of all payments have been made online (www.nppr.ie) thereby reducing the overheads and support costs associated with collection. The funding from this source has been critical to achieving stable financial management in recent years. Table 5 sets out the movement in NPPR over 2015 and 2016.

Table 5 – NPPR 2015 - 2016

NPPR 2015 - 2016		Movement compared with Budget Y2015
	€m	€m
Y2015 Budget	1.0	
Y2015R Budget	6.0	5.0
Y2016	2.5	1.5
		6.5

2(d) Government Grants

Table 6 below shows the movement in the value of Government Grants received in respect of Budget 2015 to Outturn 2015 to Budget 2016. The most significant movement relates to Homeless Services.

Table 6 – Grants

<i>Analysis of Government Grants</i>			
Grants by Department	2016	2015	2015R
Environment, Community & Local Government	119,214,576	82,349,657	86,054,272
National Roads Authority	2,101,000	2,076,000	2,135,624
Social Protection	2,095,676	672,500	953,655
Enterprise Ireland	1,485,848	1,306,629	1,466,316
Children & Youth Affairs	1,441,328	1,441,328	1,441,328
Health	681,891	650,502	838,145
Education & Skills	144,100	784,100	784,100
Other Departments	1,505,304	1,620,785	1,893,998
	128,669,723	90,901,501	95,567,438

2(e) Housing related income (waste collection charge, rents, gas boiler maintenance charge)

The draft Budget provides for an increase in the charge for the collection of domestic refuse from flat complexes. The cost of the waste collection arrangement from flat complexes increased in 2015 from €2.4m to €2.8m. This higher cost will apply in 2016. The subsidisation of waste collection costs violates the 'polluter pays principle'. In addition, there is an equity issue in that tenants of other Council housing units pay for their household waste via arrangements with waste collection companies. Tenants of flat complexes should pay the full cost for their household waste collection. To recover full costs a charge of slightly above €4 per week would be warranted. I propose to apply an increase of €1 per week to a current charge of €2 per week for waste collection for tenants in flat complexes in a move towards cost recovery.

No provision has been made in the draft Budget for increases in housing rents and gas boiler maintenance charges. Income from housing rents has risen in 2015 and is anticipated to do so again in 2016 due to buoyancy in reported tenant income.

Housing services face cost pressures arising from the increased service charges, the increased value of claims awarded, increased insurance charges and increases in the cost of plant and equipment maintenance. Overall expenditure has increased in the Outturn for 2015 against the Budget provision and will increase again in 2016, albeit by a lesser amount. (See Table 7 below)

Table 7 - Housing Maintenance Expenditure 2015 -2016

	2016 €m	2015 €m	2015R €m
Total Housing Maintenance Expenditure	49.4	48.0	49.0

2(f) Homeless Services

The number of persons presenting as homeless has increased significantly during 2015, despite 2014 having experienced a demand for homeless services that was then unprecedented. The numbers of families with dependent children presenting as homeless continues to grow. Many of these households are accommodated on a temporary basis in hotels which is expensive and unsatisfactory. While the causes of homelessness are many and complex, a key factor has been the inability of low income households to secure and sustain private rented accommodation in face of significant increases in rents and caps on rent supplement payments.

The level of expenditure being incurred on homeless services has increased disproportionately to other local authority service costs in 2015. If presentation levels in 2016 remain at 2015 levels, the cost of homeless service provision will increase again as during 2015 the rate of presentation rose above the rate of presentation in 2014. Increased demand for homeless services has to date presented a severe funding challenge for Dublin City Council, and to a lesser extent the other Dublin local authorities (the service is managed on a regional basis by the Dublin Region Homeless Executive), as there has been a significant departure in recent years from the original funding framework of 90% recoupment of expenditure on homeless services from the State.

I am heartened by assurances given by Minister Alan Kelly that his Department will fund the additional costs of homeless services. On this basis the draft Budget provides that the contribution of Dublin City Council towards the cost of homeless services in 2016 is capped at €17.3m (i.e. the funding provision in the 2015 budget of €12.2m plus the contingency funding of €5.1m).

Table 8 below sets out the funding arrangements for 2015 and 2016.

Table 8 – Homeless Analysis Draft Y2016 Budget

Analysis of Homeless Expenditure						
	Y2016	% Share	Y2015	% Share	Y2015R	% Share
Expenditure	91,326,646		59,219,887		70,461,548	
Income						
DECLG	66,760,096	73.1%	42,400,000	71.6%	45,657,699	64.8%
DLA	6,048,619	6.6%	3,499,000	5.9%	6,048,619	8.6%
HSE	577,940	0.6%	546,551	0.9%	734,194	1.0%
Miscellaneous	583,929	0.6%	518,274	0.9%	664,974	0.9%
Total	73,970,584	81.0%	46,963,825	79.3%	53,105,486	75.4%
DCC Contribution	17,356,062	19.0%	12,256,062	20.7%	17,356,062	24.6%
Total Funding	91,326,646	100.0%	59,219,887	100.0%	70,461,548	100.0%

In preparing the draft Budget, I have assumed funding of €45.7m in 2015 and €66.7m in 2016, from the DoECLG in respect of the estimated cost of homeless services.

3. Expenditure

3(a) Payroll

In 2015 a saving of €8.8m was made on payroll costs compared to the 2015 budget provision. This was achieved through controls on overtime and recruitment. Payroll costs are estimated to increase by €2.8m on the 2015 budgeted value, principally due to increased pension costs, filling Irish Water SLA vacancies (recoupable from Irish Water), filling a small number of critical posts and DFB recruitment. Table 9 sets out trends in payroll spend from 2009 to 2016. Budgeted payroll costs in 2016 represent 88% of payroll costs incurred in 2009.

Table 9: Payroll Expenditure 2009 – 2016

Payroll Element	2009 Outturn	2014 Outturn	2015 Outturn	2016 Budget	2014 as % of 2009	2015 as % of 2009	2016 as % of 2009
	€m	€m	€m	€m			
Wages	193.7	160.2	158.3	161.3	82.7%	81.7%	83.3%
Salaries	150.9	129.2	125.2	131.3	85.6%	83.0%	87.0%
Pensions	65.4	75.0	76.0	79.3	114.7%	116.2%	121.3%
Gratuities	24.1	9.5	10.8	10.0	39.4%	44.8%	41.5%
Total	434.1	373.9	370.3	381.9	86.1%	85.3%	88.0%

Table 10 below provides details of the movement in key payroll elements over 2015 and 2016.

Table 10 – Payroll Elements

Payroll Elements	Budget 2016	Budget 2015	Budget 2015R
	€m	€m	€m
Wages	161.3	161.3	158.3
Salaries	131.3	132.1	125.2
Pensions	79.3	77.7	76
Gratuities	10.0	8.0	10.8
Total	381.9	379.1	370.3

3(b) Irish Water SLA

The draft Budget has been prepared on the basis that the full cost of water services provided by the City Council to Irish Water will be recouped. An Annual Service Plan for 2016 is currently being negotiated with Irish Water. In this regard it is worth noting that Irish Water has indicated that they will be seeking a significant reduction in the cost of the SLA in 2016 as well as a reduction in central management charge payments to the City Council. Irish Water recently published a Business Plan detailing targets for reduced operational expenditure, across headcount and overhead support costs to be achieved in the period to 2021. Dublin City Council is engaging with IW on this and other service matters. There is a risk that the City Council will be stranded with additional costs as a consequence of savings being targeted by Irish Water.

3(c) Changes in the Bulky Household Waste Collection Service

The Environment Strategic Policy Committee considered and approved changes to the bulky household waste collection service at its September 2015 meeting. It is recognised that households generate an amount of household waste that is bulky or too large in nature to be accepted by the regular waste collection service. Currently householders can dispose of bulky household waste by bringing the material to either of Dublin City Council's Civic Amenity sites in North Strand and Ringsend. In addition, a free bulky household waste collection service is provided to all householders in the city typically operated over a rolling three to five year period. The operation of the household bulky waste collection costs €500k per annum. The provision of this free service violates the 'polluter pays principle' which is cornerstone of waste policy and therefore is not sustainable. Other local authorities providing a household bulky waste collection apply a charge per item collected.

From 2016 I have provided in this draft Budget to introduce a new online Bulky Waste Collection Service. Waste collections can be booked via www.dublincity.ie at a cost of €40 payable in advance. This charge will cover the collection of up to 5 bulky items per household, collected within three working days of application by the householder. Many types of waste will be accepted such as household furniture, carpets, mattresses, kitchen units, ladders, oil tanks. Materials **not**

accepted included DIY materials, builder's rubble, and gas cylinders. A comprehensive schedule of acceptable and unacceptable materials is available from Waste Management. I propose to commence this service in the 1st Quarter of 2016. The service will be available on demand to each householder all year round. Housing maintenance will continue to provide a household bulky waste collection service for tenants.

3(d) *Grow Dublin Tourism Initiative*

The Grow Dublin Tourism Initiative began in 2012 following the abolition of Dublin Tourism. Its purpose was to develop a new tourism strategy for the Dublin region, which was launched at the end of 2013. Subsequently a new Dublin Tourism Alliance was established with an Independent Chairperson. The four Dublin Local Authority Chief Executives are represented on this Alliance. Its role is to formulate a set of actions arising from the earlier Strategy. A key action within this is the development of a specific brand and marketing focus for Dublin.

This brand (*Dublin – A breath of fresh air*) was launched recently by Failte Ireland and will be followed by an annual marketing plan. It was agreed that the cost of this exercise will be shared by the private sector (tourism industry), Failte Ireland and the Dublin Local Authorities. In 2015 the Local Authorities have been asked to contribute €300,000, (Dublin City Council €150,000, the other three Authorities €50,000 each). For 2016 the Dublin Local Authorities will contribute €500,000 (Dublin City Council €250,000, the other three Authorities €83,333 each). Failte Ireland will contribute over €400,000 and the tourism Industry over €300,000 in 2015 with increased amounts committed for 2016.

The city is a major beneficiary of tourism activity in the region and the recovery in tourist numbers has made a significant contribution to the city's economy. On this basis provision has been made in the draft Budget for payments to support the Grow Dublin Tourism Initiative in 2015 and 2016 as set out above.

3(e) *Footpath/Carriageway Improvements*

The cost of claims awarded against Dublin City Council is rising year on year, impacting significantly on the Roads budget. There is a chronic need for investment in footpaths and carriageways. However due to fundamental shifts in the funding base as outlined below, the resources are simply not available to address this issue in a satisfactory manner. However, I have provided an additional €1m for footpath improvements in 2016. This funding augments an existing base funding of €3.9m and will be delivered on an area basis.

3(f) *Traffic Related Measures*

The safety of all road users and in particular of pedestrians is key to the effective use of the City's traffic network. The Traffic Advisory Group (TAG) programme is funded through the capital programme. In this draft budget I have provided for additional funding for the TAG programme of €725k. When added to the existing annual base of €170k, this will provide funding in 2016 of €895k to implement approved TAG measures.

3(g) *1916 Commemorations*

Funding of €200k was provided in the 2015 Budget for the purpose of commemorating the 1916 Rising. Along with a grant of €30k from the Department of Agriculture, Heritage and the Gaeltacht, I have provided an additional €500k in this draft 2016 Budget, making a total of €730k to fund commemoration events.

3(h) *Other Expenditure*

During 2015, Dublin City Council closely managed its resource base through the review of work practices and prudent expenditure controls. This financial management has provided a basis for the Council to limit the impact of reduced resources on services to the relatively low level that has occurred. The review of work practices is critical to continuing to make changes in how we work now and in the future.

Table 11 – Expenditure Review

Y2016 Expenditure Review			
Division	Y2016	Y2015	Variance
Housing & Building	276.3	237.5	38.8
Road Transportation & Safety	85.8	80.5	5.3
Water Services	63.3	75.1	- 11.8
Development Management	43.5	35.8	7.7
Environmental Services	179.8	178.7	1.1
Culture, Recreation & Amenity	82.8	82.4	0.4
Agric, Edu, Health & Welfare	2.8	3.7	- 0.9
Miscellaneous Services	68.7	79.3	- 10.6
Total	803.0	773.0	30.0

The above table illustrates that there is an expenditure increase of €30.8m when comparing 2016 service costs to 2015 service costs. While this Budget provides for the continuation of current services, it has not been possible to allocate additional funding to expand existing services or commence new initiatives, except in the case of homeless services and other limited instances.

Increased expenditure will be required in 2016 to fund the expected demand for homeless related services. Required maintenance works to the Samuel Beckett Bridge will cost circa €600k. Funding of €1m in 2016, in addition to €500k in 2015, is provided for Dublin City Council's bid to become European Capital of Culture. Finally, changes in the operation of the Motor Tax service have yielded savings of €1.5m in 2015.

4. Adequacy of Funding Base

4(a) Economic Recovery

There is solid evidence of a strengthening recovery in the Dublin economy after a long period of economic austerity. The reduction in unemployment, the decreasing number of vacant commercial units, increasing consumer confidence, all point to an improving trading environment. This in turn is generating increased expectations and demands for Dublin City Council services from businesses and residents alike. As a consequence of the austerity of recent years there are accumulated needs for significant investment in key City Council services.

While there has been some buoyancy in Council income streams as a consequence of the economic recovery it is inadequate to meet rising service expectations and the accumulated need for additional investment in key services. In addition, recent funding related developments represent a risk to the adequacy of the City's funding base and the capacity of the City Council to provide services to the required levels.

4(b) LPT Funding

The introduction of the LPT was heralded as the commencement of a stable source of funding for Local Government with households, the primary beneficiaries of local authority services making a significant contribution to the cost of those services. However, as a consequence of the manner in which the LPT has been operated and LPT funds applied it provides only marginal additional revenue funding for the City Council, unrelated to and well below the cost of services demanded.

Table 12 – LPT Funding Movements

LPT Funding Movements	€m 2016	€m 2015	€m Total
Net DCC Revenue funding through LPT (additional only in 2015)	4.1	4.2	8.3

4(c) *IW Related Exempted Rates*

The establishment of Irish Water (IW) resulted in responsibility for water and drainage services being removed from Local Authorities. Water services related assets, previously held by Dublin City Council were transferred to the company. The Department of the Environment, Community & Local Government has directed that IW will not be liable for rates on the facilities transferred to the company from local authorities. The Department has committed to giving a grant to the affected local authorities to the value of lost rates related to the properties transferred to IW in 2015 and 2016 **only**. In the case of Dublin City Council this grant amounts to €14.3m. It is imperative that the Department continues the arrangement of providing funding for the rates income foregone related to IW beyond 2016.

4(c) *Loss of Rates Income through Revaluation*

As referenced earlier, the loss of rates income related to revaluation appeals, tribunal appeals and global revaluations of €27.3m from 2014 to 2016 inclusive is a key factor in the reduction of Dublin City Council's funding base. Dublin City Council expect that further losses will occur through valuation tribunal appeals to be determined that will impact on the 2017 budget. Consequently rather than benefiting from increased rates income to provide services, Dublin City Council faces reducing rates income, with the benefits of those reductions being narrowly applied without universal benefit to all rate payers.

4 (d) *Reliance on the Credit Balance as a funding source*

Dublin City Council has made significant efforts to introduce revised work practices etc. so that service levels would be maintained notwithstanding severe contractions in the funding base. One aspect of those efforts has been a critical review of the workforce numbers. Employment is at historically low levels with minimal new recruitment during 2015. This contributed to the size of the 2015 credit balance which supports the 2016 Budget.

While overall employment will continue to decline due to retirements etc. an increased level of recruitment will be required to maintain service levels. When the 2017 Budget is under consideration, it is unlikely that we will have the benefit of a credit balance to the value of that which assists the 2016 Budget. This is a major funding risk for Dublin City Council which I wish to draw to the attention of the Elected Members.

5. Conclusion

The preparation of this 2015 Budget has involved significant consultation. In this regard I wish to record my appreciation for the work of the Corporate Policy Group and of the Group Leaders who attended all meetings of the CPG. I also wish to thank the members of the Budget Consultative Group, which met on two occasions. I want to acknowledge the commitment of staff and management of all City Council services who, with the support of the Elected Members, continue to provide services for the citizens of Dublin.

Lastly, I wish to thank Kathy Quinn, Head of Finance, Fintan Moran, Head of Management Accounting, and the staff of the Management Accounting Unit for their work and support in the preparation of this Budget.

I recommend this draft Budget for adoption.


Owen P. Keegan
Chief Executive

9 November 2015

CERTIFICATE OF ADOPTION

I hereby certify that at the budget meeting of Dublin City Council held this 9th day of November, 2015 the Council by Resolution adopted for the financial year ending on the 31st day of December, 2016 the budget set out in Tables A - F and by Resolution determined in accordance with the said budget the Rate set out in Table A to be the annual rate on valuation to be levied for that year for the purposes set out in those Tables.

Signed:



Lord Mayor

Countersigned:



Chief Executive

Dated this 9th day of November, 2015

Corporate Policy Group

Lord Mayor
Councillor Críona Ní Dhálaigh

Councillor Rebecca Moynihan

Councillor Paul McAuliffe

Councillor Naoise Ó Muirí

Councillor Ruairí McGinley

Councillor Daithí Doolan

Councillor Andrew Montague

Councillor Ciarán Cuffe

Group Leaders

Councillor Séamas McGrattan

Councillor Vincent Jackson

Councillor Paul McAuliffe

Councillor Kieran Binchy

Councillor Dermot Lacey

Councillor Tina MacVeigh

Councillor Ciarán Cuffe

TABLE A - CALCULATION OF ANNUAL RATE ON VALUATION

Summary by Service Division	Summary per Table A 2016					
	Expenditure	Income	Estimated Net Expenditure 2016		Estimated Outturn 2015 Net Expenditure	
	€	€	€	%	€	%
Gross Revenue Expenditure & Income						
Housing and Building	276,332,280	215,365,388	60,966,892	17%	78,626,059	21%
Road Transport & Safety	86,094,209	43,320,508	42,773,701	12%	43,860,799	11%
Water Services	63,284,079	50,132,654	13,151,425	4%	11,541,637	3%
Development Management	43,512,035	16,269,649	27,242,386	7%	24,927,407	7%
Environmental Services	179,955,341	77,433,559	102,521,782	28%	100,963,580	26%
Culture, Recreation and Amenity	82,844,914	12,644,344	70,200,570	19%	69,055,082	18%
Agriculture, Education, Health & Welfare	2,826,618	1,133,912	1,692,706	0%	1,709,710	0%
Miscellaneous Services	68,707,792	20,596,272	48,111,520	13%	51,216,570	13%
	803,557,268	436,896,286	366,660,982	100%	381,900,844	100%
Provision for Debit Balance			0		7,709,925	
Adjusted Gross Expenditure & Income (A)	803,557,268	436,896,286	366,660,982		389,610,769	
Financed by Other Income/Credit Balances						
Provision for Credit Balance			27,155,651		36,064,507	
Local Property Tax / General Purpose Grant			6,800,295			
Pension Levy Deduction			12,400,000			
Sub - Total (B)			46,355,946		353,546,262	
Amount of Rates to be Levied C=(A-B)			320,305,036			
Net Effective Valuation (D)			1,251,191,550			
General Annual Rate on Valuation (C/D)			0.256			

Table B - Expenditure & Income for 2016 and Estimated Outturn for 2015

Division & Services		2016				2015			
		Expenditure		Income		Expenditure		Income	
		Adopted by Council	Estimated by Chief Executive	Adopted by Council	Estimated by Chief Executive	Adopted by Council	Estimated Outturn	Adopted by Council	Estimated Outturn
Code		€	€	€	€	€	€	€	€
	Housing and Building								
A01	Maintenance/Improvement of LA Housing Units	64,152,873	64,052,873	3,104,250	3,104,250	60,472,084	62,017,874	3,103,000	3,265,276
A02	Housing Assessment, Allocation and Transfer	5,977,836	5,977,836	840,000	840,000	6,013,449	5,619,576	736,680	1,045,430
A03	Housing Rent and Tenant Purchase Administration	9,829,470	9,829,470	73,695,000	74,145,000	10,181,081	10,160,354	71,195,000	73,195,126
A04	Housing Community Development Support	20,263,956	20,263,956	320,851	320,851	20,516,343	20,696,058	243,851	893,420
A05	Administration of Homeless Service	94,511,517	94,511,517	73,971,200	73,971,200	62,207,167	73,417,908	46,963,825	53,105,486
A06	Support to Housing Capital Programme	24,870,134	24,870,134	16,327,700	16,327,700	24,548,526	24,718,030	86,300	315,510
A07	RAS Programme	28,950,929	28,950,929	27,224,995	27,224,995	23,070,526	27,642,795	22,320,846	26,078,486
A08	Housing Loans	16,651,765	16,651,765	11,306,523	11,306,523	18,656,073	15,724,172	12,772,840	10,442,903
A09	Housing Grants	9,712,786	9,712,786	4,750,000	4,750,000	11,568,972	9,423,936	4,656,974	0
A11	Agency & Recoupable Services	0	0	2,413,855	2,413,855	0	0	2,384,022	2,453,007
A12	HAP Programme	1,411,014	1,411,014	1,411,014	1,411,014	251,000	268,993	251,000	268,993
	Service Division Total	276,332,280	276,232,280	215,365,388	215,815,388	237,485,221	249,689,696	164,714,338	171,063,637
	Road Transport & Safety								
B03	Regional Road - Maintenance and Improvement	5,953,467	5,953,467	0	0	7,376,776	5,210,022	0	34,624
B04	Local Road - Maintenance and Improvement	29,239,844	29,239,844	6,945,770	6,945,770	23,097,172	27,215,463	1,209,371	1,108,231
B05	Public Lighting	9,968,993	9,968,993	0	0	9,983,423	9,670,822	0	1,918
B06	Traffic Management Improvement	20,086,067	19,786,067	3,557,300	3,557,300	19,264,508	19,345,845	3,034,700	3,717,300
B08	Road Safety Promotion/Education	3,458,614	3,458,614	0	0	3,254,705	3,263,410	0	0
B09	Car Parking	11,575,904	11,575,904	30,425,000	30,425,000	12,138,978	11,350,660	28,741,000	30,341,578
B10	Support to Roads Capital Programme	3,821,598	3,821,598	14,000	14,000	3,791,293	3,590,381	14,000	14,000
B11	Agency & Recoupable Services	1,989,722	1,989,722	2,378,438	2,378,438	1,632,151	1,718,663	2,166,636	2,286,816
	Service Division Total	86,094,209	85,794,209	43,320,508	43,320,508	80,539,006	81,365,266	35,165,707	37,504,467
	Water Services								
C01	Water Supply	32,509,154	32,509,154	32,509,154	32,509,154	38,322,335	32,789,976	38,320,335	32,789,976
C02	Waste Water Treatment	13,373,309	13,373,309	13,373,309	13,373,309	19,233,749	15,371,423	19,232,949	15,371,423
C03	Collection of Water and Waste Water Charges	780,673	780,673	780,673	780,673	934,625	693,935	934,625	693,935
C04	Public Conveniences	173,003	173,003	0	0	174,020	173,693	0	0
C07	Agency & Recoupable Services	3,669,637	3,669,637	3,399,518	3,399,518	4,151,873	3,084,540	3,818,205	2,921,065
C08	Local Authority Water & Sanitary Services	12,778,303	12,778,303	70,000	70,000	12,264,237	11,190,105	292,000	-14,364
	Service Division Total	63,284,079	63,284,079	50,132,654	50,132,654	75,080,839	63,303,672	62,598,114	51,762,035

Table B - Expenditure & Income for 2016 and Estimated Outturn for 2015

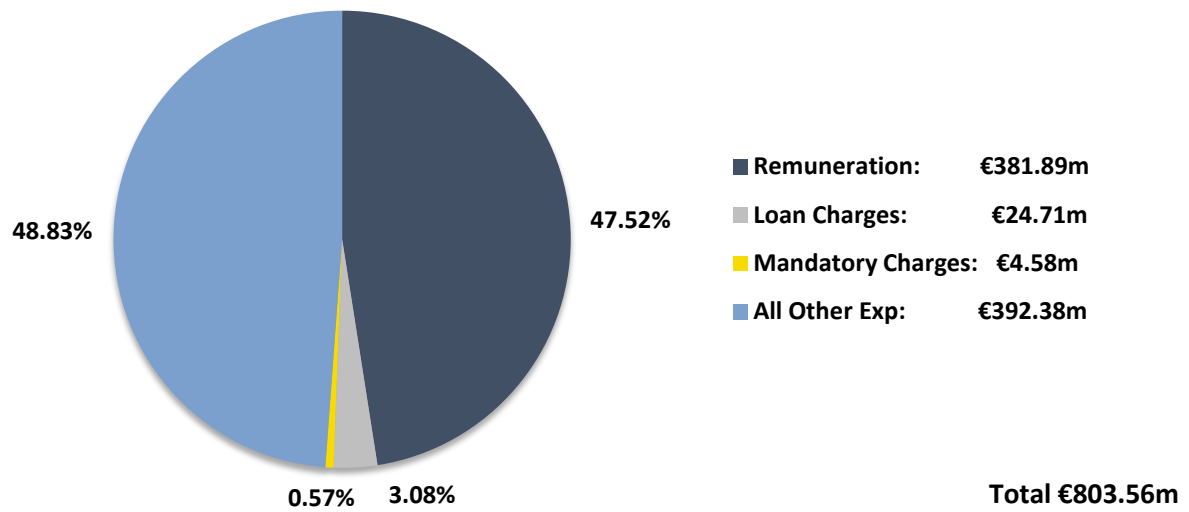
Division & Services		2016				2015			
		Expenditure		Income		Expenditure		Income	
		Adopted by Council	Estimated by Chief Executive	Adopted by Council	Estimated by Chief Executive	Adopted by Council	Estimated Outturn	Adopted by Council	Estimated Outturn
Code		€	€	€	€	€	€	€	€
	Development Management								
D01	Forward Planning	4,999,376	4,999,376	214,000	214,000	5,592,112	4,631,264	216,000	95
D02	Development Management	6,434,537	6,434,537	2,373,000	2,373,000	6,579,232	6,246,410	1,385,000	2,372,965
D03	Enforcement	2,555,353	2,555,353	95,000	95,000	2,168,615	2,320,176	78,000	96,000
D04	Industrial & Commercial Facilities	9,447,617	9,447,617	4,651,397	4,651,397	8,393,102	8,860,334	3,922,016	3,992,868
D05	Tourism Development and Promotion	2,723,891	2,723,891	0	0	1,292,744	1,955,772	0	0
D06	Community and Enterprise Function	7,441,939	7,441,939	5,511,516	5,511,516	2,128,234	6,297,824	186,500	4,247,680
D08	Building Control	1,567,324	1,567,324	601,500	601,500	1,429,076	1,390,396	420,000	601,700
D09	Economic Development and Promotion	6,138,042	6,138,042	1,970,157	1,970,157	5,748,290	5,667,736	1,817,418	2,144,090
D10	Property Management	286,196	286,196	320,000	320,000	284,290	284,459	382,973	380,000
D11	Heritage and Conservation Services	1,917,760	1,917,760	50,000	50,000	2,214,499	1,683,128	742,000	58,000
D12	Agency & Recoupable Services	0	0	483,079	483,079	0	0	487,851	510,694
	Service Division Total	43,512,035	43,512,035	16,269,649	16,269,649	35,830,194	39,331,499	9,637,758	14,404,092
	Environmental Services								
E01	Landfill Operation & Aftercare	4,696,319	4,696,319	95,000	95,000	4,790,857	4,698,237	95,000	95,000
E02	Recovery & Recycling Facilities Operations	3,331,295	3,331,295	779,800	779,800	3,811,549	3,528,841	988,500	953,957
E04	Provision of Waste to Collection Services	2,139,330	2,139,330	0	0	3,575,807	3,691,384	0	18,680
E05	Litter Management	3,822,243	3,672,243	225,250	225,250	4,007,382	3,731,128	244,250	236,914
E06	Street Cleaning	39,659,617	39,659,617	158,000	158,000	39,232,559	38,808,745	158,000	222,485
E07	Waste Regulations, Monitoring & Enforcement	4,214,683	4,214,683	3,717,000	3,717,000	4,214,557	4,279,360	3,512,500	4,117,560
E08	Waste Management Planning	585,820	585,820	435,600	435,600	437,321	755,441	350,000	620,360
E09	Maintenance of Burial Grounds	10,067	10,067	2,000	2,000	22,067	10,247	4,000	1,500
E10	Safety of Structures & Places	3,496,198	3,496,198	1,842,000	1,842,000	3,776,295	3,686,675	1,672,000	1,982,000
E11	Operation of Fire Service	113,080,212	113,080,212	68,941,525	68,941,525	110,596,125	110,628,388	67,224,065	67,351,096
E12	Fire Prevention	2,756,775	2,756,775	0	0	2,193,771	2,186,620	0	0
E13	Water Quality, Air & Noise Pollution	858,848	858,848	16,200	16,200	886,786	876,671	16,200	16,200
E14	Agency & Recoupable Services	1,303,934	1,303,934	1,221,184	1,221,184	1,141,340	1,068,268	1,312,628	1,370,673
	Service Division Total	179,955,341	179,805,341	77,433,559	77,433,559	178,686,416	177,950,005	75,577,143	76,986,425
	Culture, Recreation & Amenity								
F01	Leisure Facilities Operations	10,305,824	10,305,824	2,752,660	2,752,660	10,019,379	9,945,304	2,644,767	2,639,336
F02	Operation of Library and Archival Service	23,995,099	23,995,099	794,965	794,965	24,735,146	24,532,424	917,622	964,609
F03	Outdoor Leisure Areas Operations	22,401,751	22,401,751	802,038	802,038	22,605,681	22,431,500	763,072	838,417
F04	Community Sport and Recreational Development	16,049,983	16,049,983	5,338,876	5,338,876	15,891,039	15,887,666	5,221,639	5,249,006
F05	Operation of Arts Programme	10,092,257	10,092,257	1,426,055	1,426,055	9,125,544	9,176,694	1,150,416	1,524,825
F06	Agency & Recoupable Services	0	0	1,529,750	1,529,750	0	0	1,626,171	1,702,313
	Service Division Total	82,844,914	82,844,914	12,644,344	12,644,344	82,376,789	81,973,588	12,323,687	12,918,506

Table B - Expenditure & Income for 2016 and Estimated Outturn for 2015									
Division & Services		2016				2015			
		Expenditure		Income		Expenditure		Income	
		Adopted by Council	Estimated by Chief Executive	Adopted by Council	Estimated by Chief Executive	Adopted by Council	Estimated Outturn	Adopted by Council	Estimated Outturn
Code		€	€	€	€	€	€	€	€
	Agriculture, Education, Health & Welfare								
G04	Veterinary Service	782,564	782,564	305,150	305,150	802,599	637,148	315,150	216,150
G05	Educational Support Services	2,044,054	2,044,054	828,762	828,762	2,864,659	2,757,474	1,456,600	1,468,762
	Service Division Total	2,826,618	2,826,618	1,133,912	1,133,912	3,667,258	3,394,622	1,771,750	1,684,912
	Miscellaneous Services								
H03	Adminstration of Rates	48,839,530	48,839,530	61,000	61,000	51,579,903	48,751,263	61,000	2,370,000
H04	Franchise Costs	1,210,175	1,210,175	0	0	1,115,159	1,155,076	0	0
H05	Operation of Morgue and Coroner Expenses	3,357,991	3,357,991	1,100,000	1,100,000	3,305,579	3,204,555	1,100,000	1,100,000
H07	Operation of Markets and Casual Trading	1,414,566	1,414,566	789,596	789,596	1,482,668	1,476,169	796,936	789,596
H08	Malicious Damage	112,590	112,590	100,000	100,000	113,322	113,253	100,000	100,000
H09	Local Representation/Civic Leadership	4,643,563	4,643,563	0	0	4,655,068	4,814,667	0	200,000
H10	Motor Taxation	7,395,342	7,395,342	0	0	9,894,485	8,319,118	0	15,800
H11	Agency & Recoupable Services	1,734,035	1,734,035	18,545,676	17,545,676	7,203,306	1,087,486	2,236,951	13,129,621
	Service Division Total	68,707,792	68,707,792	20,596,272	19,596,272	79,349,490	68,921,587	4,294,887	17,705,017
	OVERALL TOTAL	803,557,268	803,007,268	436,896,286	436,346,286	773,015,213	765,929,935	366,083,384	384,029,091

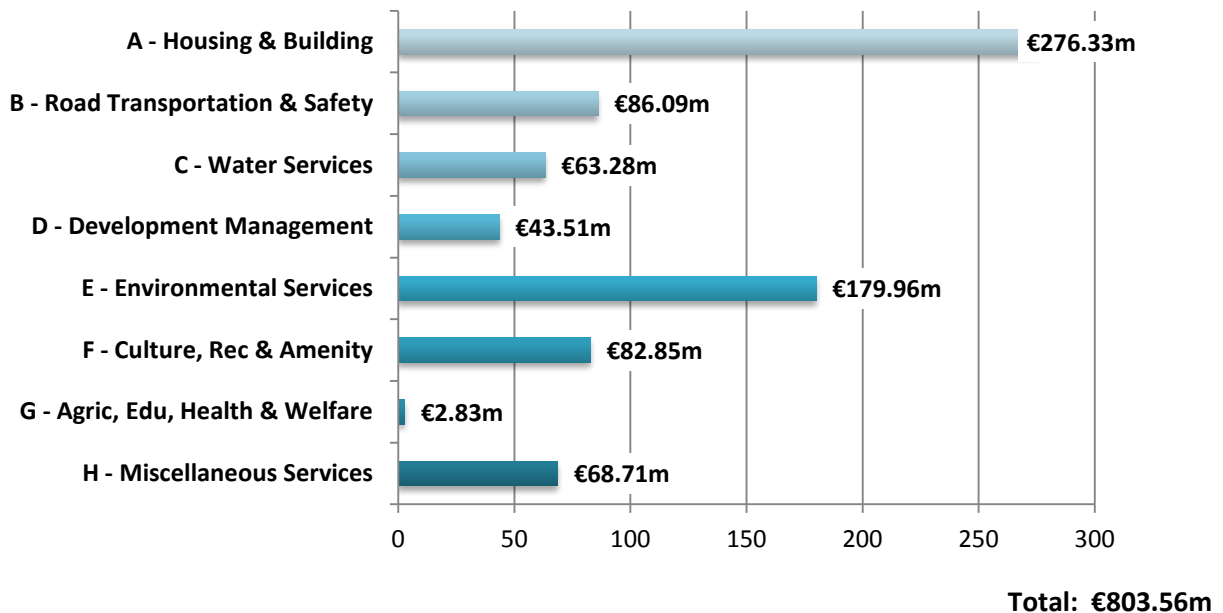
Table D	
ANALYSIS OF BUDGET 2016 INCOME FROM GOODS AND SERVICES	
Source of Income	2016
	€
Rents from Houses	73,500,000
Housing Loans Interest & Charges	10,248,223
Parking Fines / Charges	30,300,000
Planning Fees	2,300,000
Sale / Leasing of other property / Industrial Sites	2,607,211
Fire Charges	1,650,000
Recreation / Amenity / Culture	5,234,105
Library Fees / Fines	223,500
Agency Services & Repayable Works	10,051,050
Local Authority Contributions	61,874,944
Irish Water	46,707,124
Pension Contributions	11,601,315
NPPR	2,500,000
Misc. (Detail)	21,760,491
Total Goods and Services	280,557,963

Table E	
ANALYSIS OF BUDGET INCOME 2016 FROM GRANTS AND SUBSIDIES	
Source of Income	2016
	€
Department of the Environment, Community and Local Government	
Housing and Building	94,776,707
Water Services	1,817,320
Development Management	5,447,016
Environmental Services	1,190,250
Culture, Recreation and Amenity	2,000,000
Miscellaneous Services	14,983,283
LPT Self Funding	26,668,600
	146,883,176
Other Departments and Bodies	
National Roads Authority	2,101,000
Transport, Tourism & Sport	339,500
Social Protection	2,095,676
Defence	385,000
Education and Skills	144,100
Health & HSE	681,891
Children & Youth Affairs	1,441,328
Justice & Equality	160,391
Agriculture, Food & The Marine	150,000
Enterprise Ireland	1,485,848
Other Departments	470,413
	9,455,147
Total Grants & Subsidies	156,338,323

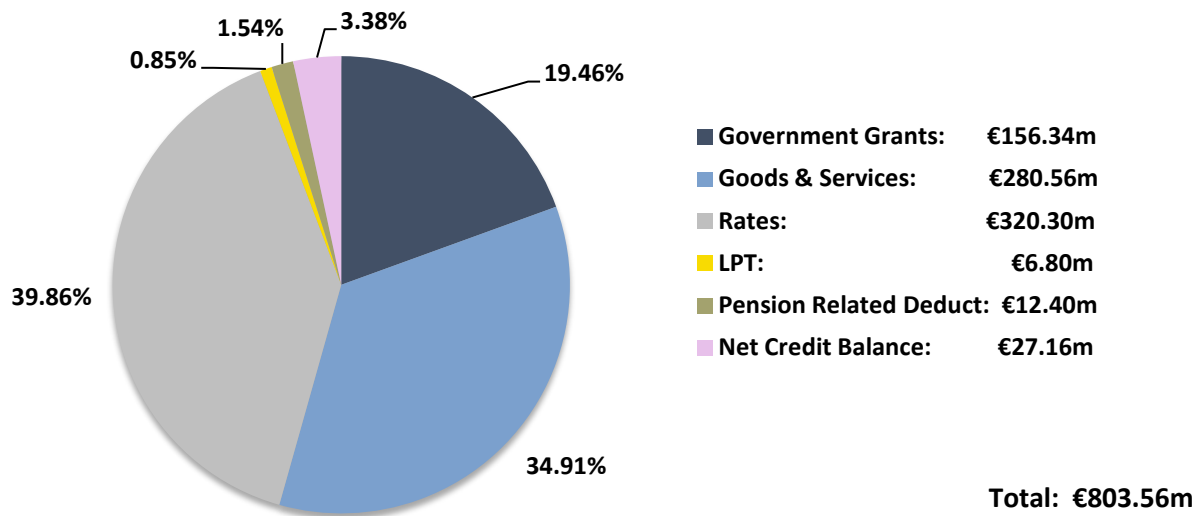
Estimated Gross Expenditure Elements 2016



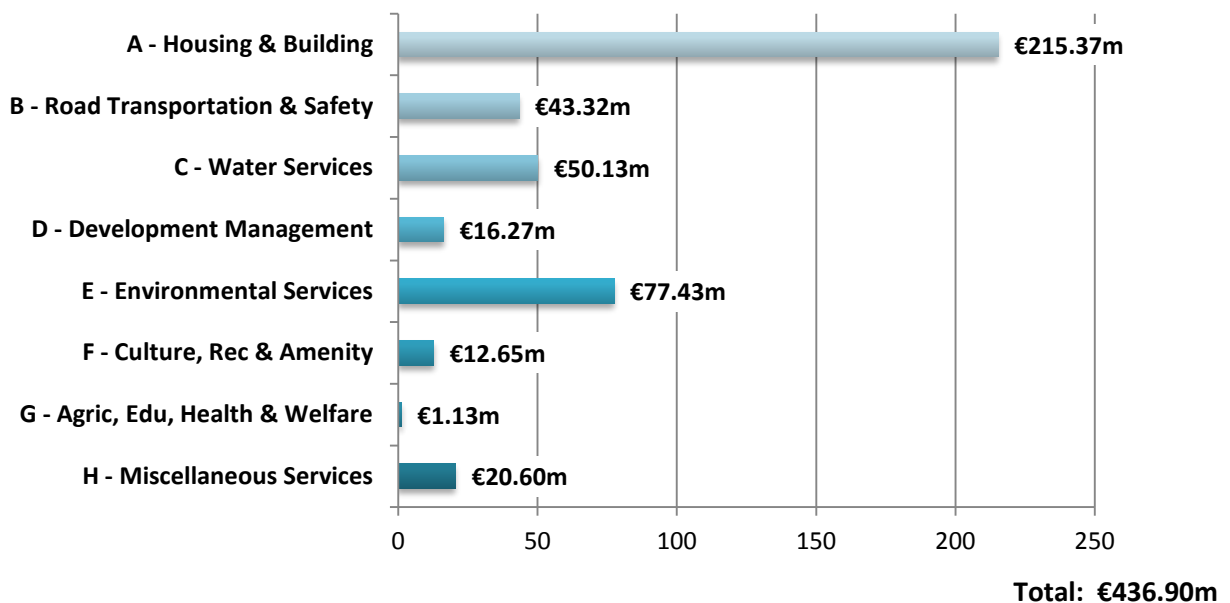
Estimated Gross Expenditure 2016



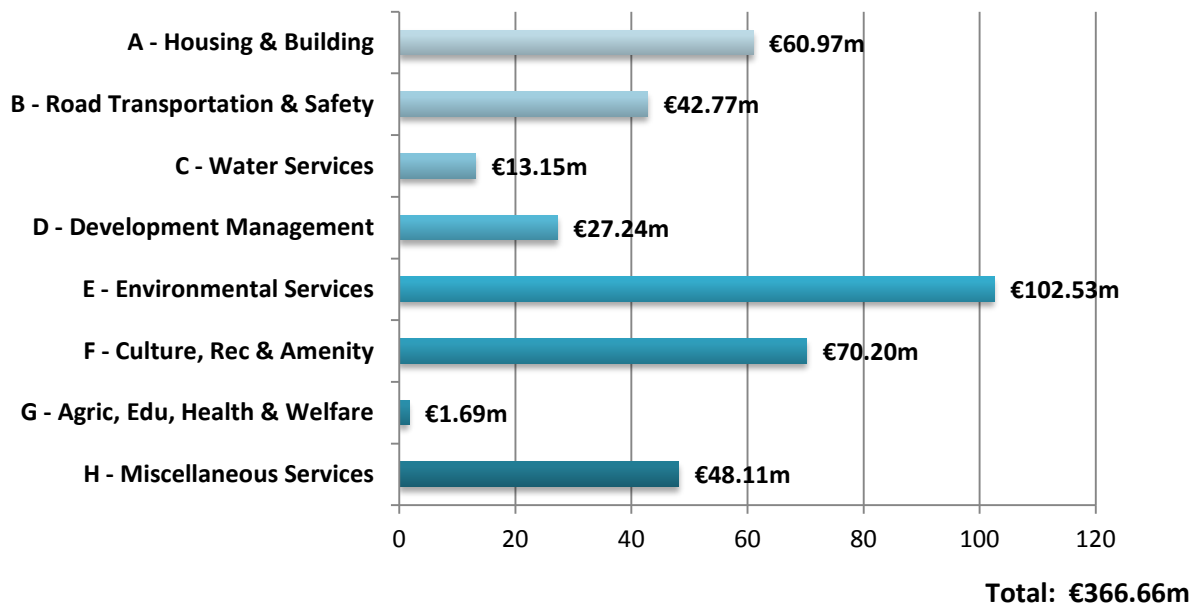
Estimated Sources of Funding 2016



Estimated Gross Income 2016



Estimated Net Expenditure 2016



DIVISION A – HOUSING & BUILDING

OBJECTIVE:

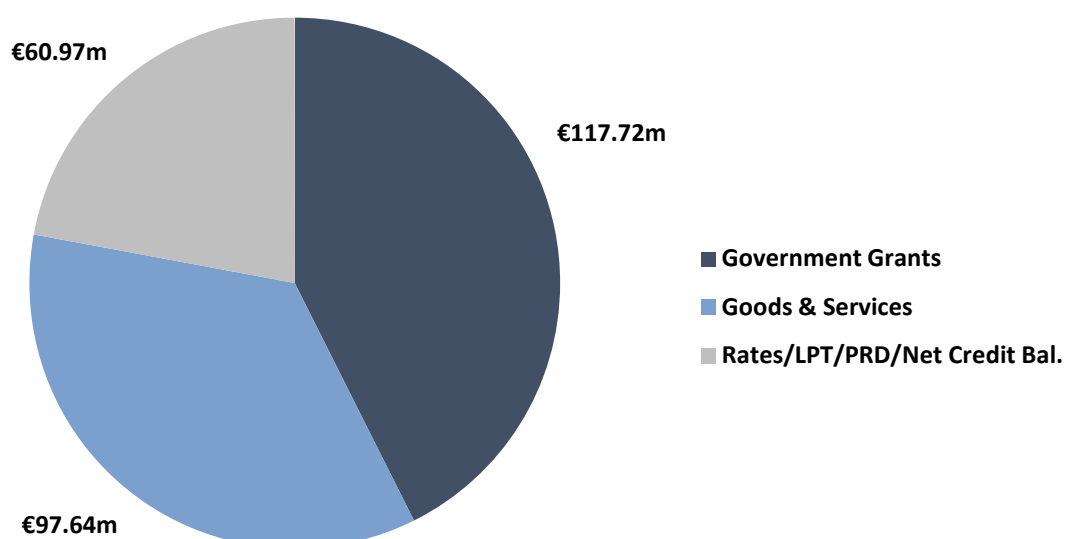
To maximise provision of suitable accommodation for those who are unable to provide their own, through the provision of social housing. To manage and maintain Council housing stock, to regenerate specific areas as part of improving sustainability, to facilitate the development of sustainable communities.

KEY INDICATORS:

Total Programme Expenditure	€276,332,280
Occupied Council Tenancy Houses *	12,135
Occupied Council Tenancy Apartments *	8,441
Occupied Senior Citizens *	3,237
Households Accom. from Housing List (Sept 2015)	472
Homeless Households in Council Housing (Sept 2015)	308
Households Transferred to Alternative Accom. (Sept 2015)	294
Total Rental Income (2015)	€3m
Average Weekly Rent*	€58.64
House Purchase Loans *	12
Grants to Households to Improve Their Housing Conditions*	720
Repair Requests to Council Housing Received (Sept 2015) (Excl. Programmed Maintenance)	44,473
Additional Social Units Provided by Council*	130
Additional Units Provided Under Rental Accom. Scheme*	110
Additional Units Provided Under Social Housing Leasing *	260

* Estimated Level of Activity Y2015

SOURCES OF FUNDING:



HOUSING AND BUILDING					
Expenditure by Service and Sub-Service		2016		2015	
		Adopted by Council	Estimated by Chief Executive	Adopted by Council	Estimated Outturn
Code		€	€	€	€
A0101	Maintenance of LA Housing Units	49,538,674	49,438,674	47,983,059	49,015,033
A0102	Maintenance of Traveller Accommodation Units	1,238,911	1,238,911	599,496	1,485,267
A0103	Traveller Accommodation Management	1,412,109	1,412,109	1,365,528	1,224,114
A0104	Estate Maintenance	63,510	63,510	110,000	63,510
A0199	Service Support Costs	11,899,669	11,899,669	10,414,001	10,229,950
	Maintenance/Improvement of LA Housing Units	64,152,873	64,052,873	60,472,084	62,017,874
A0201	Assessment of Housing Needs, Allocs. & Trans.	2,778,169	2,778,169	2,963,844	2,644,996
A0299	Service Support Costs	3,199,667	3,199,667	3,049,605	2,974,580
	Housing Assessment, Allocation and Transfer	5,977,836	5,977,836	6,013,449	5,619,576
A0301	Debt Management & Rent Assessment	7,639,769	7,639,769	7,428,357	7,449,096
A0399	Service Support Costs	2,189,701	2,189,701	2,752,724	2,711,258
	Housing Rent and Tenant Purchase Administration	9,829,470	9,829,470	10,181,081	10,160,354
A0401	Housing Estate Management	6,763,877	6,763,877	6,845,179	6,764,469
A0402	Tenancy Management	200,000	200,000	225,000	87,945
A0403	Social and Community Housing Service	4,790,417	4,790,417	4,790,260	5,407,301
A0499	Service Support Costs	8,509,662	8,509,662	8,655,904	8,436,343
	Housing Community Development Support	20,263,956	20,263,956	20,516,343	20,696,058
A0501	Homeless Grants Other Bodies	90,136,747	90,136,747	58,128,313	69,248,861
A0502	Homeless Service	1,189,899	1,189,899	1,091,574	1,212,687
A0599	Service Support Costs	3,184,871	3,184,871	2,987,280	2,956,360
	Administration of Homeless Service	94,511,517	94,511,517	62,207,167	73,417,908
A0601	Technical and Administrative Support	5,932,747	5,932,747	5,671,104	5,854,086
A0602	Loan Charges	16,138,000	16,138,000	16,138,000	16,138,000
A0699	Service Support Costs	2,799,387	2,799,387	2,739,422	2,725,944
	Support to Housing Capital Programme	24,870,134	24,870,134	24,548,526	24,718,030
A0701	RAS Operations	20,180,412	20,180,412	17,085,529	20,480,370
A0702	Long Term Leasing	7,423,000	7,423,000	4,700,000	5,912,000
A0799	Service Support Costs	1,347,517	1,347,517	1,284,997	1,250,425
	RAS Programme	28,950,929	28,950,929	23,070,526	27,642,795
A0801	Loan Interest & Other Charges	9,679,381	9,679,381	10,973,488	8,817,652
A0802	Debt Management Housing Loans	5,073,229	5,073,229	5,726,071	4,978,384
A0899	Service Support Costs	1,899,155	1,899,155	1,956,514	1,928,136
	Housing Loans	16,651,765	16,651,765	18,656,073	15,724,172
A0901	Disabled Persons Grants	6,502,591	6,502,591	8,431,974	6,198,929
A0902	Loan Charges DPG/ERG	2,660,708	2,660,708	2,660,708	2,660,708
A0903	Essential Repair Grants	100,000	100,000	100,000	200,000
A0999	Service Support Costs	449,487	449,487	376,290	364,299
	Housing Grants	9,712,786	9,712,786	11,568,972	9,423,936
A1201	HAP Operations	1,411,014	1,411,014	251,000	268,993
	HAP Programme	1,411,014	1,411,014	251,000	268,993
	Service Division Total	276,332,280	276,232,280	237,485,221	249,689,696

HOUSING AND BUILDING				
Income by Source	2016		2015	
	Adopted by Council	Estimated by Chief Executive	Adopted by Council	Estimated Outturn
	€	€	€	€
Government Grants & Subsidies				
Environment, Community & Local Government	94,776,707	94,776,707	69,143,974	73,129,817
Health & HSE	616,891	616,891	585,502	773,145
Dept of Social Protection	1,411,014	1,411,014	0	268,993
Children & Youth Affairs	30,000	30,000	30,000	30,000
LPT Self Funding - CLSS	16,138,000	16,138,000	0	0
LPT Self Funding - DPG	4,750,000	4,750,000	0	0
Other	2,250	2,250	0	2,250
Total Grants & Subsidies (a)	117,724,862	117,724,862	69,759,476	74,204,205
Goods and Services				
- Rents from Houses	73,500,000	73,950,000	71,000,000	73,000,000
- Housing Loans Interest & Charges	10,248,223	10,248,223	11,596,840	9,389,603
- Pension Contributions	2,173,855	2,173,855	2,114,022	2,213,007
- Local Authority Contributions	6,048,619	6,048,619	3,499,000	6,048,619
- Other Income	5,669,829	5,669,829	6,745,000	6,208,203
Total Goods and Services (b)	97,640,526	98,090,526	94,954,862	96,859,432
Total Income c=(a+b)	215,365,388	215,815,388	164,714,338	171,063,637

DIVISION A – HOUSING & BUILDING

A01: MAINTENANCE/IMPROVEMENT OF LA HOUSING UNITS

The Council is committed to the provision of a high quality management, maintenance and repair system for its rented housing stock of approximately 24,000. It has also prepared and adopted a five year Traveller Accommodation Programme 2014 – 2018 to meet the existing and projected accommodation needs of travellers in its administrative area.

OBJECTIVES FOR 2016

- The Council will continue to seek funding solutions to finance the refurbishment of its older flat complexes.
- The Council will maintain its focus on reducing the number of void properties in its social housing stock, with the intention of reaching and maintaining void stock levels at no more than 1% of the total.
- The Council has improved its void turnaround time in 2015. It will seek to further reduce the time taken to make vacant property available for re-occupation to a target average turnaround time of 10 weeks.
- The Council will continue its programme to convert existing zero bed voids into one bed units.
- Fire safety blankets will continue to be distributed to all tenants, free of charge.
- The current roof repair programme of flat blocks will continue in 2016.
- The Council is also committed to an ongoing programme of adaptations and extensions to Council housing.
- Commence work on schemes identified in the Traveller Accommodation Programme for 2016.

A02: HOUSING ASSESSMENT, ALLOCATION & TRANSFER

ENFORCEMENT OF STANDARDS IN THE PRIVATE RENTED SECTOR

The Council is responsible for bringing about improvements to the quality of accommodation in the private rented sector through a programme of inspections and enforcement.

In 2016 the Council's Environmental Health Officers (EHOs) aim to inspect 1,000 private rented units and undertake in the region of 2,500 inspections. Inspections will be targeted at pre '63 multi-unit buildings more likely not complying with the legislation and in areas of the city with a high concentration of this type of building.

EHOs will aim to respond to all complaints from tenants within the section's procedural time period. Complaints from tenants in one unit in a multi-unit building triggers an inspection of all units in the building

The current Intensive Inspection Programme, which is in addition to the normal function of the EHO team, has funding up to March 2016. The Council is actively reviewing the programme with a view to extending it beyond March 2016.

OBJECTIVES FOR 2016

- Take appropriate enforcement action for all non-compliant properties, encompassing the serving of Improvement Letters, Improvement Notices and Prohibition Notices, instituting legal proceedings where appropriate.
- Refer all non-registered tenancies to the PRTB.
- Request Department of Social Protection to cease paying SWA to landlords of non-compliant properties.
- Refer fire safety issues not covered by housing standards legislation to the Chief Fire Officer.
- Refer planning issues to the Planning Department.
- Refer waste management issues not covered by housing standards to Waste Management Section.

HOUSING ASSESSMENT, ALLOCATION & TRANSFER

Dwellings are allocated in accordance with the Allocations Scheme adopted by the City Council in January 2014. An assessment of Housing Need was undertaken in 2013 which shows that 16,000 households were in need of social housing. A further assessment will be carried out in 2016.

OBJECTIVES FOR 2016

- Improve the efficiency of the letting process, to reduce the period of time that a unit remains vacant after it is ready to let.
- Carry out a Housing Needs Assessment.
- Improve tenancy training.
- Introduce new Tenancy Agreement to incorporate new legislation.

A03: HOUSING RENT

The average Council rent is €58.64 per week based on approximately 24,000 tenancies and a rental income of €73m.

Rent is assessed on household income and it is the responsibility of the tenant to provide information about their income.

The Council facilitates its tenants in the management of arrears through a variety of rent payment options, including payment by direct debit, household budget and payment of cash at any post office or in the Council's own cash office in the Civic Offices.

While arrears remain a significant problem for the Council - despite the difficult economic climate - rent arrears have remained stable over the years and the Council works closely with tenants and their representatives to develop payment plans that will help maintain a good rent payment record.

OBJECTIVES FOR 2016

- Introduce new Tenancy Agreement.
- Implementation of New Legislation in relation to rent arrears procedures.
- Maintain current high payment levels for the majority of tenants and continue to work with tenants who have rent arrears to manage their arrears.
- Introduce Customer "on-line" services.

A04: HOUSING COMMUNITY DEVELOPMENT SUPPORT

THE HOUSING WELFARE SECTION / SOCIAL WELFARE SERVICE

This section provides a social work service for existing and prospective tenants, the elderly, families, homeless, individuals, members of the traveller community and ethnic minorities. During 2016 work will continue on the development of appropriate responses aimed at maintaining sustainable tenancies.

A05: ADMINISTRATION OF HOMELESS SERVICE

Dublin City Council is the lead statutory authority with responsibility for co-ordinating responses to homelessness in the four Dublin Local Authorities. It operates a shared service arrangement which provides support to the regional statutory management and consultative forum group via the Dublin Region Homeless Executive (DRHE).

DCC funds voluntary service provision in addition to delivering core homeless services to people in the region and is subject to protocol arrangements with the DoECLG.

OBJECTIVES FOR 2016

- Operation of emergency and long-term housing supports scheme on behalf of the four Dublin Local Authorities and in conformity with the delegated functions of section 10 funding by the DoECLG.
- Develop and agree a 2016 business plan for the Dublin Joint Homeless Consultative Forum

Statutory Management Group. The business plan will outline key actions to be delivered under the categories of prevention support and housing.

- Continue to deliver a regional Housing Assistance Payment programme and the Dublin Placefinders service, which co-ordinates access to, and supply of, private rental accommodation for homeless households in emergency accommodation.
- Provide complementary services for homeless people at Parkgate Hall Integrated Services Hub.
- Continue the housing-led approach to long-term homelessness on a regional basis in accordance with national policy.
- Subject to planning approval, begin work on the restoration of Longfields Hotel as a centre for temporary accommodation for homeless persons.
- Implement on a pilot basis, the National Quality Standards for Homeless Services on behalf of the DoECLG in quarter 1 and mainstream thereafter.
- Strengthen the resourcing and risk management associated with the National "Pathway Accommodation and Support System" (PASS) shared client database which DCC operates (via DRHE) on behalf of the DoECLG. This includes the implementation of advanced reporting of the management information systems and of the PASS for regional statutory forums, the DoECLG and service providers.
- Undertake a review of the regional 3-year homeless statutory action plan and put in place consultation mechanisms in order to develop a further strategy. This action will be dependent on instructions to be issued from the DoECLG.

A06: SUPPORT TO HOUSING CAPITAL PROGRAMME

This heading refers to the administrative budget for the regeneration, development and acquisition of housing for the Council and for the administration of the Part V scheme and legacy issues associated with Part V and Affordable Housing schemes including Rent to Buy, Pyrite Remediation and management of vacant housing lands, pending their development. A total of 130 additional units of social housing were provided in 2015 and work has continued on the regeneration of all the former PPP projects.

A07: RAS AND SOCIAL LEASING PROGRAMME

The Rental Accommodation Scheme (RAS) caters for the accommodation needs of persons who are in receipt of a rent supplement for more than 18 months and who have a long term housing need. Contracts are entered into with landlords for their properties for fixed terms of 4 years. The long-term leasing terms are either 10 or 20 year

periods. It is becoming increasingly difficult to sign landlords up for long-term RAS or Lease agreements due to the volatility in the housing rent market.

OBJECTIVES FOR 2016

- Continue to work closely with private landlords in seeking to attract and retain their properties in the social housing sector through RAS and Social Housing Leasing, notwithstanding the pressure on the rental market.
- DCC will continue to engage proactively with Approved Housing Bodies through social housing leasing. Funding through Payment and Availability Agreements allows Approved Housing Bodies to repay borrowings on loans taken out to acquire/procure new social housing units.

- Through the Steering Committee that has been established we will continue to develop and implement The Housing Strategy for People with Disabilities. A Strategic Plan for this work is currently at draft stage and is expected to be completed in early 2016.

A08: HOUSING LOANS & TENANT PURCHASE SALES

OBJECTIVES FOR 2016

- During 2015 – 2016, the Council will continue to encourage as many Shared Ownership borrowers as possible, to convert to 100% mortgages with the Council. The number of borrowers/loan accounts remaining under the Shared Ownership loan scheme is in excess of 1,200.
- It is envisaged that a new incremental purchase scheme will be introduced in early 2016. When introduced the scheme will be administered by this section. Tenants eligible for the scheme will be notified of the criteria set down by the DoECLG.
- The Council will continue to implement all available mechanisms to put in place suitable solutions for distressed borrowers (who are engaging in the Mortgage Arrears Resolution Process). This will include transferring suitable borrowers to the Mortgage to Rent Scheme.

A09: HOUSING GRANT

The Home Grants Unit delivers three grant schemes; 1) Housing Adaptation Scheme 2) Mobility Aids Scheme 3) Housing Aid for Older People. These schemes are currently being administered in a fast and effective manner and it is expected that this efficient service will continue into 2016. The Home Grants Unit is also responsible for Dublin City Council's Housing Strategy for People with Disabilities.

OBJECTIVES FOR 2016

- We will strengthen the service provided to applicants through the ongoing provision of expert assistance and advice to grant applicants.

DIVISION A - HOUSING & BUILDING

ADDITIONAL INCOME ANALYSIS

Analysis of Government Grant Income

Government Grant Source	Purpose	2016	2015	2015 Revised
Children & Youth Affairs	Childcare Facilities	30,000	30,000	30,000
Environ, Community & Local Gov.	CLSS - Management and Maintenance	0	850,000	0
Environ, Community & Local Gov.	Construction Social Leasing	6,025,000	3,525,000	4,525,000
Environ, Community & Local Gov.	Disabled Persons Grants	0	4,656,974	0
Environ, Community & Local Gov.	Housing Maintenance Voids	1,900,000	1,900,000	1,900,000
Environ, Community & Local Gov.	Travellers	700,000	700,000	800,000
Environ, Community & Local Gov.	Rental Accommodation Scheme	18,684,995	14,096,000	19,038,486
Environ, Community & Local Gov.	Rental Subsidy, Shared Ownership	602,800	765,000	602,800
Environ, Community & Local Gov.	Housing Assistance Programme	0	251,000	0
Environ, Community & Local Gov.	Environmental Works	0	0	378,582
Environ, Community & Local Gov.	Homeless Services	66,760,712	42,400,000	45,657,699
Environ, Community & Local Gov.	Priory Hall Rent	103,200	0	227,250
LPT	CLSS - Management and Maintenance	16,138,000	0	0
LPT	Disabled Persons Grants	4,750,000	0	0
Health & HSE	Childcare Facilities	5,000	5,000	5,000
Health & HSE	Homeless	577,940	546,551	734,194
Health & HSE	Local Drugs Task Force	33,951	33,951	33,951
Social Protection	Housing Assistance Programme	1,411,014	0	268,993
Justice & Equality	Traveller Pride Week	2,250	0	2,250
Total		117,724,862	69,759,476	74,204,205

Analysis of Local Authority Contributions

Local Authority Source	Purpose	2016	2015	2015 Revised
Fingal/DLR/South Dublin	Homeless Services	6,048,619	3,499,000	6,048,619
Total		6,048,619	3,499,000	6,048,619

Analysis of Other Income

Other Income	2016	2015	2015 Revised
Contribution Prior to Letting	300,000	200,000	400,000
East Link	123,900	123,900	125,150
Homeless	583,929	518,274	664,974
Housing Receipts	227,500	245,000	227,626
Miscellaneous	157,000	107,800	215,035
Public Bodies	118,000	37,000	310,488
RAS Income	2,540,000	3,874,846	2,540,000
Registration Fees	540,000	536,680	645,430
Rental Income	221,500	251,500	221,500
Rents Travelling People	500,000	500,000	500,000
Repair Loans	358,000	350,000	358,000
Total	5,669,829	6,745,000	6,208,203

DIVISION B – ROAD TRANSPORT & SAFETY

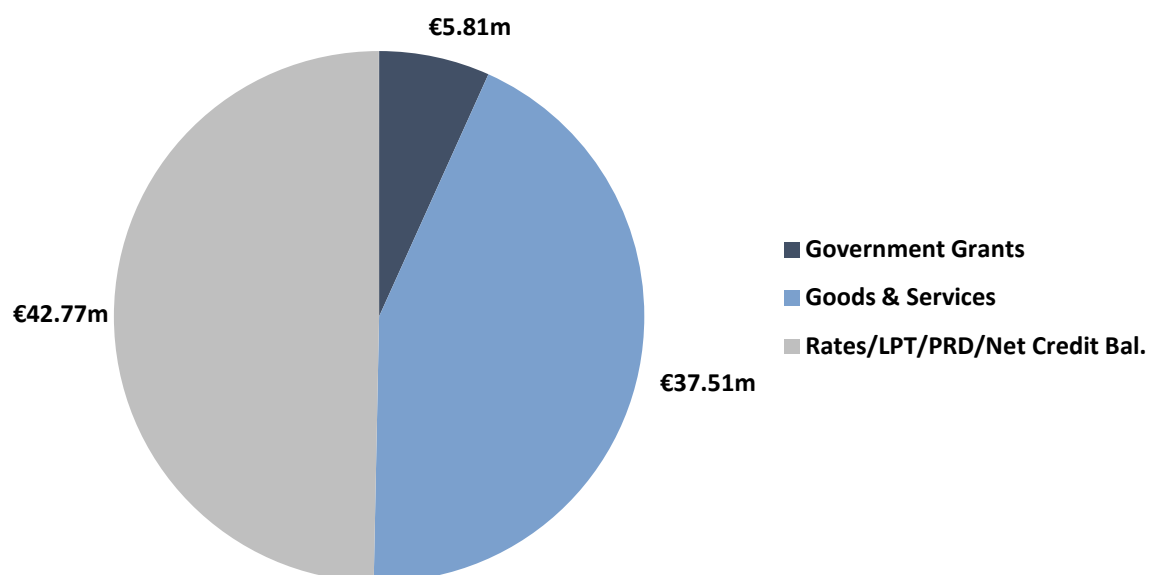
OBJECTIVE:

To secure efficiency and safety in the transportation by road of persons and goods.

KEY INDICATORS:

Total Programme Expenditure	€36,094,209
Number of kilometres of Roadway	1,203
Number of kilometres of Footway	2,154
Number of Public Lights Maintained	45,949
Number of Pay & Display Machines	1,076
Number of Traffic Signals	861

SOURCES OF FUNDING:



ROAD TRANSPORT & SAFETY					
Expenditure by Service and Sub-Service		2016		2015	
		Adopted by Council	Estimated by Chief Executive	Adopted by Council	Estimated Outturn
Code		€	€	€	€
B0302	Reg Rd Surface Rest/Rd Reconstruction/Overlay	2,215,622	2,215,622	4,361,669	2,142,953
B0303	Regional Road Winter Maintenance	169,222	169,222	155,223	168,167
B0304	Regional Road Bridge Maintenance	1,313,633	1,313,633	531,956	699,275
B0305	Regional Road General Maintenance Works	897,775	897,775	892,524	853,434
B0306	Regional Road General Improvement Works	694,415	694,415	731,178	646,164
B0399	Service Support Costs	662,800	662,800	704,226	700,029
	Regional Road – Improvement and Maintenance	5,953,467	5,953,467	7,376,776	5,210,022
B0402	Local Rd Surface Rest/Rd Reconstruction/Overlay	5,442,922	5,442,922	2,725,351	4,430,018
B0403	Local Roads Winter Maintenance	106,475	106,475	56,085	105,086
B0404	Local Roads Bridge Maintenance	272,243	272,243	230,445	475,338
B0405	Local Roads General Maintenance Works	15,929,590	15,929,590	13,582,514	14,967,023
B0406	Local Roads General Improvement Works	4,139,462	4,139,462	3,267,751	4,048,989
B0499	Service Support Costs	3,349,152	3,349,152	3,235,026	3,189,009
	Local Road - Maintenance and Improvement	29,239,844	29,239,844	23,097,172	27,215,463
B0501	Public Lighting Operating Costs	8,697,824	8,697,824	8,796,209	8,501,124
B0599	Service Support Costs	1,271,169	1,271,169	1,187,214	1,169,698
	Public Lighting	9,968,993	9,968,993	9,983,423	9,670,822
B0601	Traffic Management	3,819,849	3,819,849	4,093,949	3,861,913
B0602	Traffic Maintenance	12,042,823	11,742,823	10,973,503	11,339,183
B0699	Service Support Costs	4,223,395	4,223,395	4,197,056	4,144,749
	Traffic Management Improvement	20,086,067	19,786,067	19,264,508	19,345,845
B0801	School Wardens	1,639,174	1,639,174	1,588,832	1,600,057
B0802	Publicity and Promotion Road Safety	827,004	827,004	765,737	777,609
B0899	Service Support Costs	992,436	992,436	900,136	885,744
	Road Safety Promotion/Education	3,458,614	3,458,614	3,254,705	3,263,410
B0902	Operation of Street Parking	4,505,999	4,505,999	4,979,977	4,383,461
B0903	Parking Enforcement	6,675,131	6,675,131	6,737,650	6,549,783
B0999	Service Support Costs	394,774	394,774	421,351	417,416
	Car Parking	11,575,904	11,575,904	12,138,978	11,350,660
B1001	Technical & Administrative Support	3,056,193	3,056,193	3,042,990	2,845,610
B1099	Service Support Costs	765,405	765,405	748,303	744,771
	Support to Roads Capital Programme	3,821,598	3,821,598	3,791,293	3,590,381
B1101	Agency & Recoupable Services	1,295,369	1,295,369	1,046,371	1,142,823
B1199	Service Support Costs	694,353	694,353	585,780	575,840
	Agency & Recoupable Services	1,989,722	1,989,722	1,632,151	1,718,663
	Service Division Total	86,094,209	85,794,209	80,539,006	81,365,266

ROAD TRANSPORT & SAFETY				
Income by Source	2016		2015	
	Adopted by Council	Estimated by Chief Executive	Adopted by Council	Estimated Outturn
	€	€	€	€
Government Grants				
National Roads Authority	25,000	25,000	0	59,624
LPT Self Funding	5,780,600	5,780,600	0	0
Total Grants & Subsidies (a)	5,805,600	5,805,600	0	59,624
Goods and Services				
- Parking Fines & Charges	30,300,000	30,300,000	28,615,000	30,223,000
- Pension Contributions	966,158	966,158	975,702	1,021,388
- Agency Services & Repayable Works	571,550	571,550	497,801	579,046
- Local Authority Contributions	235,000	235,000	200,000	235,000
- Other Income	5,442,200	5,442,200	4,877,204	5,386,409
Total Goods and Services (b)	37,514,908	37,514,908	35,165,707	37,444,843
Total Income c=(a+b)	43,320,508	43,320,508	35,165,707	37,504,467

DIVISION B – ROAD TRANSPORT & SAFETY

B01-B04: ROAD MAINTENANCE & IMPROVEMENT

Road Maintenance Services Division is responsible for the maintenance of the 1,203km of public roads and streets throughout Dublin City, together with the associated footways, bridges and other structures. The total area of carriageway is 8.1 million square meters and the total area of footways is 3.5 million square meters. This maintenance work is carried out by direct labour units operating from two depots and also by private contractors.

In 2015 an investment programme of €3.9m was focused on the reconstruction of footways and carriageway resurfacing. In 2016 an additional €1m has been allocated, giving a total spend of €4.9m for the year. A works programme will be presented to the Area Committee in 2016.

The responsibilities attached to the Division can be broken into three categories:

1. **Planned Maintenance** consists of the works programme for the year that is devised following consultation with the area staff and local City Councillors. Planned maintenance is sub-divided into the following categories:
 - Carriageway, reconstruction or resurfacing.
 - Footway reconstruction or resurfacing and entrance dishing.
 - Winter Maintenance.
 - Providing and maintaining street nameplates.
2. **Reactive Maintenance** includes everything other than planned maintenance and arises from council questions, correspondence from councillors, public complaints, and intervention in the public domain by statutory utilities or emergency situations.
 - Carriageway repairs or reinstatement.
 - Footpath repairs or reinstatement.
 - Repairing damaged street furniture such as bollards, cycle rails etc.
 - Responding to requests from the emergency services.
 - Responding to notified hazards.
3. **The inspection of work** completed by outside agencies to ensure compliance with standards and specifications including:
 - Ensuring that all openings made in the public footways and carriageways by statutory utilities are reinstated to specified standards.
 - Ensuring that the appropriate charges in respect of road openings are levied and paid.

- Licensing of and ensuring that all openings made in the public footways and carriageways by agents other than statutory utilities are reinstated to specified standards.
- Managing and licensing street furniture.
- Administering annual contracts for the supply of engineering materials, e.g. ready-mixed concrete, bitumen, sand etc.
- Identifying deficiencies in developments offered to the City Council for taking in charge and the remedying of the defects where financial provision is available.

B05: PUBLIC LIGHTING

Public Lighting Section operates a citywide service from Marrowbone Lane, maintaining some 45,447 streetlights and undertaking an annual programme of improvement works.

The maintenance function involves:

- Operation & ongoing development of an Asset Management System.
- Night patrol inspection for faults.
- Lantern repairs.
- Cable networks fault location and repair.
- Anti-vandal measures.
- Painting programmes.
- Column repairs and replacements.
- Restoration of heritage pillars and fittings.
- Bulk replacement of lamps and lantern cleaning.

New public lighting schemes for general area enhancements are undertaken in conjunction with other Dublin City Council Departments.

A programme to replace public lighting poles which commenced in 2014 will continue into 2016. A new programme to replace existing fittings with energy-saving LED type lanterns will commence in 2016 and will result in considerable energy and maintenance savings.

B06-B08: TRAFFIC MANAGEMENT & ROAD SAFETY

The objective of the Environment and Transportation Department is to deliver the safe, effective and efficient movement of people and goods in Dublin.

This will be achieved by:

1. Improved usage of existing transport infrastructure in the city.
2. Improved parking enforcement.
3. Raising the status of traffic issues generally within the City Council structure so that it can

respond adequately to the challenges facing the city.

4. Traffic Management for Luas LCC.
5. Implementation of NTA GDA Strategy.
6. Planning and implementation work on the City Centre Study for transportation up to 2023.
7. Implementing the strategic cycle network in Dublin and continue working on the Canal way schemes and the Liffey Cycle Route scheme.
8. Consultation and assistance for the Bus Rapid Transit Network.

The operational and strategic responsibilities of the Environment and Transportation Department in relation to traffic matters include the following:

- Advising the City Council on all transportation policy issues.
- Control and management of traffic in the city.
- The operation and development of the Traffic Control Centre, which monitors traffic movement through a network of CCTV cameras, computer controlled and other traffic signals, traffic information, road markings and signs, road works control and traffic calming schemes.
- Development of Sustainable Transport Schemes in Dublin City, in consultation with the NTA, RPA, Iarnrod Eireann and Dublin Bus.
- Roll-out of Intelligent Transport Systems on regional routes on behalf of the four Dublin Local Authorities.
- Bus Priority measures along routes including at Traffic Signals.
- Operation, maintenance and expansion of Real Time Passenger Information throughout the country.
- Enforcing parking regulations through the provision of clamping and tow services.
- Provision of quality bus corridors.
- Cycleways, environmental traffic cells and facilities for the mobility impaired/disabled.
- Control, management and pricing of parking.
- Supporting schools in delivering effective Road Safety Education & Training Programmes.
- Provision of a School Warden Service to schools throughout the city.
- Providing cycling training to ensure safe use of the cycle network.
- Provision of the DCC primary Cycle Network.
- Develop web based technology to promote road safety.
- Traffic noise and air quality monitoring and improvement.
- Take part in Smart Cities Schemes especially around Weather related Incident Management.

Capital Programme. Provision is made in the Support to Roads Capital Programme sub-service for payment of loan charges in respect of these projects.

B11: AGENCY & RECOUPABLE SERVICES

An agency and recoupable service is contained within each sub-service with the purpose of catering for non-core services carried out by Dublin City Council, including licence and repayable works.

B10: SUPPORT TO ROADS CAPITAL PROGRAMME

Includes technical and administrative costs associated with the Capital Programme which Dublin City Council are not permitted to recoup from any Department or Agency. Major Road Improvement Projects are now charged to the

DIVISION B - ROAD TRANSPORT & SAFETY

ADDITIONAL INCOME ANALYSIS

Analysis of Government Grant Income

Government Grant Source	Purpose	2016	2015	2015 Revised
National Roads Authority	Irish Asset Pavement Guidelines	25,000	0	25,000
National Roads Authority	Bridge Inspections	0	0	34,624
LPT	Roads Maintenance	5,780,600	0	0
Total		5,805,600	0	59,624

Analysis of Local Authority Contributions

Local Authority Source	Purpose	2016	2015	2015 Revised
DLR	Traffic	235,000	200,000	235,000
Total		235,000	200,000	235,000

Analysis of Other Income

Other Income	2016	2015	2015 Revised
Car Club Permit	60,000	56,000	58,000
East Link Tolls	720,000	720,000	720,000
HGV Permit 5 Axle	170,000	160,000	160,000
Licences For Street Furniture	500,000	475,000	500,000
Long Term Damages	579,170	683,501	512,084
Miscellaneous Income	86,500	75,070	96,647
Parking Meter Suspension	135,000	140,000	130,000
Positioning of Mobile Cranes / Hoists	220,000	172,000	205,000
Public Bodies	845,730	693,133	698,878
Refund East Link Tolls	101,800	82,500	100,800
Road Closure (adverts)	240,000	300,000	225,000
Section 89 Licences / Hoarding	700,000	260,000	900,000
Skip Permits	84,000	60,000	80,000
T2 Administration Charges	1,000,000	1,000,000	1,000,000
Total	5,442,200	4,877,204	5,386,409

DIVISION C – WATER SERVICES

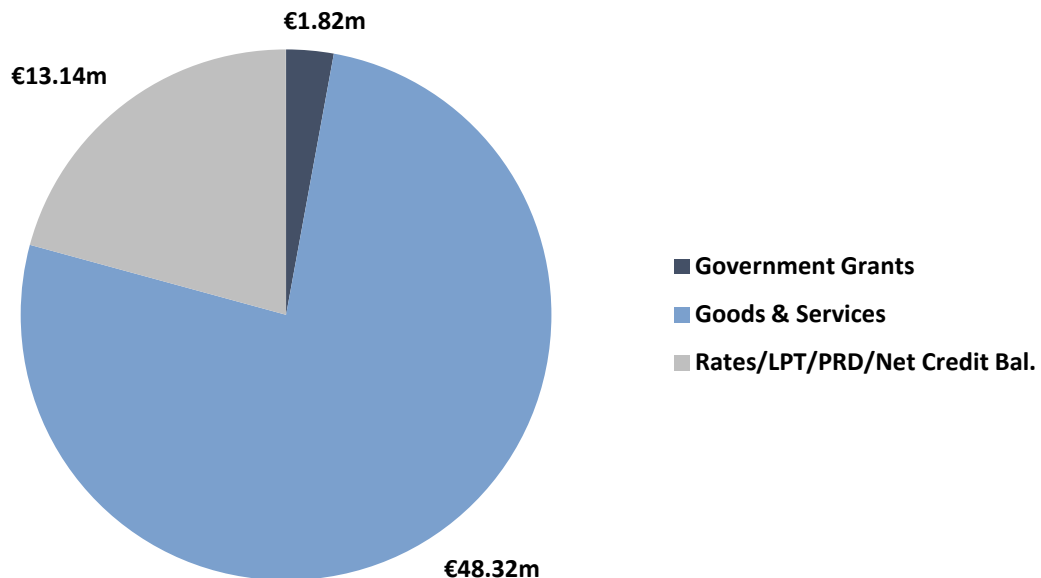
OBJECTIVE:

To provide an adequate supply of quality piped water for domestic and industrial users and to provide a safe and adequate system for the disposal of sewerage.

KEY INDICATORS:

Total Programme Expenditure	€63,284,079
Length of Water Pipes (km)	2,400
Daily Amount of Water Produced (litres)	365,000,000
Length of Sewers (km)	2,500
Licensed Discharges to Sewers & Water	280
Laboratory Tests	250,000
Number of Operatives (include. Tradesmen)	320
Number of Road Gullies Inspected & Cleaned	47,735

SOURCES OF FUNDING:



WATER SERVICES					
Expenditure by Service and Sub-Service		2016		2015	
		Adopted by Council	Estimated by Chief Executive	Adopted by Council	Estimated Outturn
Code		€	€	€	€
C0101	Water Plants and Networks	25,481,543	25,481,543	31,554,400	26,063,876
C0199	Service Support Costs	7,027,611	7,027,611	6,767,935	6,726,100
	Water Supply	32,509,154	32,509,154	38,322,335	32,789,976
C0201	Waste Plants and Networks	9,204,134	9,204,134	15,427,867	11,202,809
C0299	Service Support Costs	4,169,175	4,169,175	3,805,882	4,168,614
	Waste Water Treatment	13,373,309	13,373,309	19,233,749	15,371,423
C0301	Debt Management Water and Waste Water	534,806	534,806	769,222	526,125
C0399	Service Support Costs	245,867	245,867	165,403	167,810
	Collection of Water and Waste Water Charges	780,673	780,673	934,625	693,935
C0401	Operation and Maintenance of Public Conveniences	167,600	167,600	167,600	167,600
C0499	Service Support Costs	5,403	5,403	6,420	6,093
	Public Conveniences	173,003	173,003	174,020	173,693
C0701	Agency & Recoupable Services	2,663,627	2,663,627	3,568,073	2,509,651
C0799	Service Support Costs	1,006,010	1,006,010	583,800	574,889
	Agency & Recoupable Costs	3,669,637	3,669,637	4,151,873	3,084,540
C0801	Local Authority Water Services	629,204	629,204	1,259,575	631,677
C0802	Local Authority Sanitary Services	10,892,798	10,892,798	9,993,855	9,559,306
C0899	Service Support Costs	1,256,301	1,256,301	1,010,807	999,122
	Local Authority Water and Sanitary Services	12,778,303	12,778,303	12,264,237	11,190,105
	Service Division Total	63,284,079	63,284,079	75,080,839	63,303,672

WATER SERVICES				
Income by Source	2016		2015	
	Adopted by Council €	Estimated by Chief Executive €	Adopted by Council €	Estimated Outturn €
Government Grants				
Environment, Community & Local Government	1,817,320	1,817,320	9,047,433	5,354,857
Total Grants & Subsidies (a)	1,817,320	1,817,320	9,047,433	5,354,857
Goods and Services				
- Pension Contributions	1,288,210	1,288,210	1,219,628	1,276,735
- Licence and Repayable Works	65,000	65,000	40,000	67,500
- Local Authority Contributions	250,000	250,000	502,000	142,279
- Irish Water	46,707,124	46,707,124	51,789,053	44,894,807
- Other Income	5,000	5,000	0	25,857
Total Goods and Services (b)	48,315,334	48,315,334	53,550,681	46,407,178
Total Income c=(a+b)	50,132,654	50,132,654	62,598,114	51,762,035

DIVISION C – WATER SERVICES

C01 / C02 / C03 / C07: IRISH WATER

In December 2013, Dublin City Council entered into a Service Level Agreement with Irish Water to provide water and drainage services. DCC, in accordance with the SLA, will agree an Annual Service Plan for 2016 and will ensure that the obligations of DCC as set out in the SLA will be fully complied with, subject only to the necessary funding and resourcing of the DCC SLA unit by Irish Water.

C08: LOCAL AUTHORITY WATER & SANITARY SERVICES

In 2014, due to the establishment of Irish Water as the single Water Authority resulting in the SLA agreed between Irish Water and DCC, a new section called the Surface Water Maintenance Unit (SWMU) was established.

The SWMU comprises road drainage maintenance crews, mini-jet (pipeline cleaning) crews and a CCTV crew. The principle activity carried out by the Unit is road gully cleaning. There are approximately 55,000 gullies within the functional area of Dublin City Council. The SWMU aims to clean each gully at least once a year, with areas of the city that are prone to flooding being cleaned more frequently.

OBJECTIVES FOR 2016

- It is proposed to amalgamate the river screen maintenance crews into the SWMU in 2016. The intention is to have a single unit to maintain and clean, with regard to flood prevention, the existing road drainage (gully) system, inlet/outlet system of swales and rivers and racks, with individuals being interchangeable between maintenance activities.
- The focus for 2016 is to continue the maintenance of the road drainage (gully) system and to amalgamate the above mentioned crews under one supervision team, so as to optimise the efficiencies of all crews involved.

DIVISION C - WATER SERVICES
ADDITIONAL INCOME ANALYSIS

Analysis of Government Grant Income

Government Grant Source	Purpose	2016	2015	2015 Revised
Environ, Community & Local Gov.	Loan Charges Recoupment	1,817,320	9,047,433	5,354,857
Total		1,817,320	9,047,433	5,354,857

Analysis of Local Authority Contributions

Local Authority Source	Purpose	2016	2015	2015 Revised
DLR/Fingal/SDCC	Central Lab	250,000	250,000	250,000
DLR/Fingal/SDCC/KCC/WCC/Meath	ERBD	0	252,000	-107,721
Total		250,000	502,000	142,279

Analysis of Other Income

Other Income	2016	2015	2015 Revised
Miscellaneous	5,000	0	25,857
Total	5,000	0	25,857

DIVISION D – DEVELOPMENT MANAGEMENT

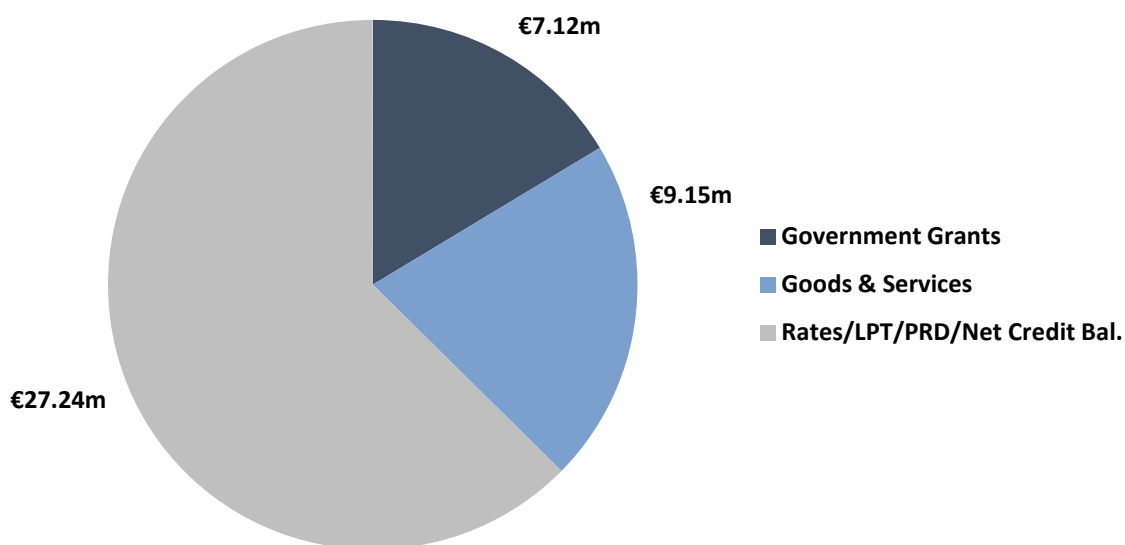
OBJECTIVE:

To facilitate and promote the planning and orderly development of a vibrant and unique urban identity for the City and to ensure the participation of the citizens in its sustainable, physical, economic, social and cultural development.

KEY INDICATORS:

Total Programme Expenditure	€43,512,035
Planning Applications – Domestic *	1,400
Planning Applications – Commercial *	1,826
Y2015 Income from Planning Applications Fees	€2,300,000
Average Decision Time (Weeks) *	7
Enforcement Proceedings *	32
Enforcement Notices *	130
Commencement Notices and 7 day notices *	1,150
Number of E.I.S Submissions *	6
<i>*Estimated Level of Activity Y2016</i>	

SOURCES OF FUNDING:



DEVELOPMENT MANAGEMENT					
Expenditure by Service and Sub-Service		2016		2015	
		Adopted by Council	Estimated by Chief Executive	Adopted by Council	Estimated Outturn
Code		€	€	€	€
D0101	Statutory Plans and Policy	3,498,984	3,498,984	3,747,564	2,812,439
D0199	Service Support Costs	1,500,392	1,500,392	1,844,548	1,818,825
	Forward Planning	4,999,376	4,999,376	5,592,112	4,631,264
D0201	Planning Control	4,189,010	4,189,010	4,259,893	3,946,936
D0299	Service Support Costs	2,245,527	2,245,527	2,319,339	2,299,474
	Development Management	6,434,537	6,434,537	6,579,232	6,246,410
D0301	Enforcement Costs	1,493,652	1,493,652	1,482,865	1,635,809
D0399	Service Support Costs	1,061,701	1,061,701	685,750	684,367
	Enforcement	2,555,353	2,555,353	2,168,615	2,320,176
D0401	Maintenance & Management of Industrial Sites	100,564	100,564	100,037	97,871
D0403	Management of & Contris to Other Commercial Facilities	5,993,180	5,993,180	4,933,346	5,607,261
D0404	General Development Promotional Work	1,720,000	1,720,000	1,920,000	1,731,140
D0499	Service Support Costs	1,633,873	1,633,873	1,439,719	1,424,062
	Industrial Sites and Commercial Facilities	9,447,617	9,447,617	8,393,102	8,860,334
D0501	Tourism Promotion	2,477,758	2,477,758	1,248,685	1,911,415
D0599	Service Support Costs	246,133	246,133	44,059	44,357
	Tourism Development and Promotion	2,723,891	2,723,891	1,292,744	1,955,772
D0601	General Community & Enterprise Expenses	905,699	905,699	874,941	905,821
D0603	Social Inclusion	5,788,048	5,788,048	365,388	4,515,708
D0699	Service Support Costs	748,192	748,192	887,905	876,295
	Community and Enterprise Function	7,441,939	7,441,939	2,128,234	6,297,824
D0801	Building Control Inspection Costs	1,158,541	1,158,541	1,112,074	1,074,905
D0899	Service Support Costs	408,783	408,783	317,002	315,491
	Building Control	1,567,324	1,567,324	1,429,076	1,390,396
D0902	EU Projects	75,289	75,289	71,350	71,991
D0903	Town Twinning	84,000	84,000	84,000	84,000
D0905	Ecomonic Development & Promotion	2,922,893	2,922,893	2,910,919	2,716,761
D0906	Local Enterprise Office	1,675,198	1,675,198	1,544,129	1,675,766
D0999	Service Support Costs	1,380,662	1,380,662	1,137,892	1,119,218
	Economic Development and Promotion	6,138,042	6,138,042	5,748,290	5,667,736
D1001	Property Management Costs	166,341	166,341	164,568	160,632
D1099	Service Support Costs	119,855	119,855	119,722	117,827
	Property Management	286,196	286,196	284,290	278,459
D1101	Heritage Services	365,666	365,666	305,595	352,633
D1102	Conservation Services	204,115	204,115	191,595	175,420
D1103	Conservation Grants	844,744	844,744	1,272,466	710,545
D1199	Service Support Costs	503,235	503,235	444,843	444,530
	Heritage and Conservation Services	1,917,760	1,917,760	2,214,499	1,683,128
	Service Division Total	43,512,035	43,512,035	35,830,194	39,331,499

DEVELOPMENT MANAGEMENT				
Income by Source	2016		2015	
	Adopted by Council	Estimated by Chief Executive	Adopted by Council	Estimated Outturn
	€	€	€	€
Government Grants				
Environment, Community & Local Government	5,447,016	5,447,016	722,000	4,105,264
Justice and Equality	0	0	80,000	67,950
Enterprise Ireland	1,485,848	1,485,848	1,306,629	1,466,316
Other	182,200	182,200	267,200	363,481
Total Grants & Subsidies (a)	7,115,064	7,115,064	2,375,829	6,003,011
Goods and Services				
- Planning Fees	2,300,000	2,300,000	1,300,000	2,300,000
- Sale/leasing of other property/Industrial Sites	2,607,211	2,607,211	1,901,796	1,904,418
- Pension Contributions	483,079	483,079	487,851	510,694
- Local Authority Contributions	400,000	400,000	250,000	250,000
- Other Income	3,364,295	3,364,295	3,322,282	3,435,969
Total Goods and Services (b)	9,154,585	9,154,585	7,261,929	8,401,081
Total Income c=(a+b)	16,269,649	16,269,649	9,637,758	14,404,092

DIVISION D – DEVELOPMENT MANAGEMENT

D01: FORWARD PLANNING

The City Development Plan 2011-2017 was approved by the City Council on 24th November 2010. This is the first City Development Plan to contain a Core Strategy to guide all other policies and actions set out in the Plan. The population of Dublin city has grown from 506,000 in 2006 to 530,000 (approx) in 2015. Evidence of significant population growth in some parts of the city, in particular the new docklands area, suggests that the city's policy of consolidation is having a positive impact. Work on the next Development Plan 2016-2022 is well underway with the publication of the Issues Paper in November 2014, and the draft City Development Plan on display from 1st November 2015.

OBJECTIVES FOR 2016

Resources will focus on the implementation of the City Development Plan 2011-2017 to deliver the Core Strategy at a corporate level. There is a strong emphasis on policies and actions to address the housing supply crisis, through for example the Housing Task Force and the Housing Land Initiative.

Objectives include:

- To continue with the ambitious programme of Local Area Plans (LAP's) for strategic development and regeneration areas and complete the plans for Phibsborough and Ballymun.
- To continue to implement the Grangegorman Strategic Development Zone (SDZ) in conjunction with the Grangegorman Development Agency.
- To continue to implement the SDZ Planning Scheme for North Lotts/Grand Canal Dock, with the City Council as Development Agency, together with mechanisms to incorporate the Dublin Docklands Development Authority (DDDA) Master Plan into the City Development Plan.
- To update and review the recently completed comprehensive audit of all vacant lands in the city within the canals.

LOCAL AREA PLANS / STRATEGIC DEVELOPMENT ZONES / OTHER PLANS

The Dublin City Development Plan 2011 – 2017 sets the strategic context for the preparation of a number of Local Area Plans, Architectural Conservation Areas (ACA's) and other local planning initiatives. These plans facilitate the sustainable development of substantial brownfield sites and areas in need of regeneration.

The plans will involve extensive local consultation and the engagement of elected members. They also set out the desirable framework for future development and the promotion of economic, physical and social renewal through the development process.

OBJECTIVES FOR 2016

In promoting the core strategy and the Key Developing Areas (KDAs) outlined in the Development Plan, the following areas have been identified for the preparation of Local Area Plans in 2016 in accordance with a prioritised list;

- Ballymun
- Phibsborough
- To complete the process of the making of the new City Development Plan by November 2016. It is envisaged the Plan will include policies to expedite the supply of housing in the city and for a number of new LAP's (including Cherry Orchard). The new Plan also provides for Local Environmental Improvement Plans (LEIP's), typically for Urban Villages.
- Expansion of the Coca-Cola Zero dublinbikes scheme to serve Grangegorman Campus and the local area.
- The Public Realm Strategy will continue to be implemented following a review.
- The City Council is involved with the Housing Task Force set up by the Government in order to free-up sites for residential development

D02: DEVELOPMENT MANAGEMENT

The Development Management Process refers to the planning application process, which can start with the holding of pre-application meetings and ends with the final decision of An Bord Pleanála in the event of an appeal.

Development Management operates within the framework of the Dublin City Development Plan and is guided by other plans such as the Regional Planning Guidelines, and Local Area Plans. In performing this duty, Development Management seeks to harness the creative energies of the development community, civic bodies, architects and the public, to ensure that new developments, as well as refurbishment and regeneration, contribute to the unique physical character, economic well being and social and cultural vitality of Dublin City.

In essence Development Management is the mechanism by which objectives at city and local area plan level are implemented.

OBJECTIVES FOR 2016

- The Development Management Section continues to promote the use of technology with the option of applying for planning permission online, with approximately 18% of applications processed electronically. Dublin City Council is leading the expansion of this service into the three other Dublin Local Authorities and will assist in the government objective of providing this service nationally.
- The Planning Department will continue to deliver a quality, responsive service to all parties involved in the development management process.
- To review the accessibility of our services and explore new technologies as a way to enable easier access to planning information and services.
- To promote greater use of e-planning and e-observations.

D03: ENFORCEMENT

The main objectives of the Planning Enforcement section are:

- To ensure that developments are carried out in compliance with the planning permission granted.
- To take appropriate enforcement action in cases where a development (including a material change of use) has been or is being carried out without permission or in breach of permission granted.
- Ensure the completion of housing development to a satisfactory standard with regard to water, drainage, roads, footpaths, open spaces, etc., where a taking in charge request has been received.

OBJECTIVES FOR 2016

To continue to provide a prompt and effective response to complaints received in relation to unauthorised development across the city.

D04: INDUSTRIAL SITES & COMMERCIAL FACILITIES

This section is involved in the marketing and disposal of mixed-use sites for development. It also involves the management of the City Council's own property portfolio.

OBJECTIVES FOR 2016

- The section will continue to seek out any opportunities that may arise, to strategically optimise the City Council's property portfolio.

D05: TOURISM DEVELOPMENT & PROMOTION

In 2016, we will continue to work with tourism stakeholders in progressing the recommendations of the report "Destination Dublin – A Collective Strategy for Growth to 2020", with the ultimate aim of repositioning the city and county as a destination and to secure its appeal to overseas visitors for the long term future. A key part of that strategy for 2016 will be the promotion of the new Dublin brand, which is being financed through a joint public/private marketing fund.

We will support new and emerging ideas that animate the public domain in imaginative ways that will appeal to both the domestic and international market.

OBJECTIVES FOR 2016

The key tourism focussed events that we are delivering with the relevant partners in 2016 are:

Venture Cup

This global sporting event will run from 11th -19th June, and will showcase the coastline of Dublin and Ireland via a powerboat race which takes in Cork, Dingle, Galway, Killybegs and Belfast, with a finale of "in port" racing and festival activity in Dublin on the weekend of 17th - 19th June 2016.

Dublin City Council is the lead partner in this multi-agency partnership, which enabled us to secure the finale in Dublin. This event is likely to attract widespread international media coverage and large audiences.

Aer Lingus College Football Classic

Following the success of previous American College Football events in 2012 and 2014, Boston College Eagles will play Georgia Tech on Saturday 3rd September 2016 at the Aviva Stadium.

It is anticipated that the game will be a 48,000 ticket sellout and that 25,000 visitors will travel from the US and Europe to the game. Dublin City Council, Fáilte Ireland and Tourism Ireland have partnered to secure the licence to bring this event to Dublin.

New Year Festival 2016

The New Year's festival is an initiative of Dublin City Council and is delivered in partnership with Fáilte Ireland. We aim to grow this festival to rival those in other major cities, and, through our partner, we will continue to work towards an increased share in both the domestic and overseas tourism market for the 2016 festival.

D06: COMMUNITY & ENTERPRISE FUNCTION

DUBLIN.IE

The dublin.ie unit supports three primary projects:

dublin.ie: This is a web portal for the city providing a range of information for those that live, work, and visit the city. A major re-development has been undertaken in 2015.

Getting Started: ICT training for more than 3,000 residents of City Council Sheltered Housing Complexes. Training has been migrating from desktop computers to smartphones and tablets.

Community Maps: a web project to map amenities relevant to communities in the city.

OBJECTIVES FOR 2016

- dublin.ie: To launch the new web site early in the year with a view to becoming the number one site for information on the capital. It is a multi-agency project and will involve regular engagement with other local authorities and stakeholders in the region.
- Getting Started: The 19 locations require equipment upgrades and that work will commence in early 2016. Continued support and resources are required for the project in ensuring its success.
- Community Maps: continued support of the database with updates and amendments. A new design is required to function on mobile phones and tablets.

COMMUNITY DEVELOPMENT

SICAP

A budget of €5,367,016 has been allocated by the DoECLG for SICAP in 2016. SICAP focuses on the most marginalised in Irish society.

The three goals of SICAP are focused on:

- Community Development
- Education and Training
- Employment

SICAP will focus on social inclusion through empowering communities to work collaboratively with relevant stakeholders using a broad range of supports and interventions facilitated through the programme.

It will engage those most disadvantaged and excluded in our society and will afford local flexibility to respond to local needs. There will be a focus on youth and on interventions to address youth unemployment, for the harder to reach youth.

It will effectively contribute to citizen engagement in line with national policy and will add value to public services by ensuring it fills local gaps in

provision and by preparing disadvantaged people to take up mainstream services.

D08: BUILDING CONTROL

The primary function and focus of the Building Control Division is the enforcement of the Building Regulations by inspecting new buildings under construction as well as existing buildings undergoing extension or alteration.

The Division also considers applications for Disability Access Certificates to ensure the built environment is continually improving in terms of access for all building users.

Other tasks involve monitoring safety of temporary structures, such as stages and grandstands, at licensed events and the enforcement of the European Union Construction Products Regulations.

OBJECTIVES FOR 2016

- Maintain the high level of inspection of new building projects.
- Move recording of site inspections to a fully online system to improve efficiency.
- Co-operate with national policy in the implementation of building regulations and building control regulations.
- Take a lead role in the national standardisation of construction site inspection procedures.
- Support the Planning Licensing Unit with the anticipated increase in licensed events for the 2016 commemorative year.
- Engage effectively with internal and external stakeholders and with the wider public.

D09: ECONOMIC DEVELOPMENT & PROMOTION

The Economic Development function is located in the Local Enterprise Office. The creation of the Economic Development and Enterprise Strategic Policy Committee has created a new stimulus for a series of economic development projects and initiatives carried out in collaboration with a range of key organisations in both the public and private sectors, to enhance the conditions for strong economic activity across the City Region and to increase Dublin's competitiveness as a globally connected city region.

OBJECTIVES FOR 2016

- Facilitating key economic development initiatives in the Dublin region.
- Support the further development of Dublin's Open Data through the delivery of an annual programme.
- Ongoing promotion of Dublin in international publications, events and delegations.

- Support the work of the Economic Development and Enterprise SPC.
- Work with the SPC, the Local Community Development Committee (LCDC) and the Advisory group to deliver on the objectives and actions set out in the Dublin City Local Economic Development Plan 2016 – 2021.
- Liaison with the Planning Department on Economic development issues.
- Support the production of the Dublin Economic Monitor.
- Support the provision of additional Enterprise Space in the city.
- Carry out research on the strengths and weaknesses of inputs to the Start Up Eco System.
- Engage in a range of activity to support the economic development of Ballymun.
- Enhance the business climate for the SME's through supporting the work of Dublin Business Innovators Network, who provide enterprise space and access to funding.
- Strengthen the services provided by the Inner City Enterprise (ICE) through funding a mentoring programme.
- Promote Social Enterprise through hosting an award ceremony for grant winners.
- Assist in the development of the Regional Action Plan for Jobs.
- Provide for the greening of the city.
- Assist in the roll out of new tourism initiatives.

INTERNATIONAL RELATIONS

International Relations facilitates and supports Dublin's connections with the world. It is focused on promoting Dublin as a location for inward investment, higher education/research, and tourism. Through targeted bi-lateral city to city relationships, and membership of targeted International associations, it ensures a Dublin voice at European policy tables and advances the interests of Dublin Business, Higher Education and NGOs.

The work of International Relations is also focused on helping City Council staff learn from International best practice so that service provision of City Council is constantly improved. It is the first point of contact for visiting delegations from other cities, organising and managing delegation programmes.

International Relations works with Dublin Convention Bureau (Failte Ireland) on attracting business conferences and events to Dublin. It works also in collaboration with the Dept. of Foreign Affairs, IDA, Enterprise Ireland and Business Associations in organising and delivering overseas missions designed to develop economic, social and cultural links and projects.

OBJECTIVES FOR 2016

- Organise and deliver the USA-Ireland Sister Cities Summit on the theme of "Independence and Interdependence" as part of the 1916 Commemoration Programme.

- Organise and deliver the 30th Anniversary Visit of Dublin's twin city of San Jose (CA).
- Agree a Twinning/Sister City signing and associated work programme with Washington.
- Advance and deepen the economic, social and cultural co-operation through specific projects with the UK, and in particular with London.
- Support Conference Bids and facilitate International Conference/Events in the City.
- Receive and manage city, business and Government delegations visiting Dublin.
- Receive a Trade Mission from Mexico in the first half of 2016 and plan and deliver a Trade Mission to Mexico in the second half of 2016.
- Deliver on student and staff exchange and digital/ICT business co-operation with Guadalajara Mexico and San Jose California.
- Provide policy advice to the Lord Mayor and City Council on international matters and deliver supports for effective Council led participation in relevant and targeted international forums.
- Promote Dublin abroad with special emphasis on strengths around Innovation and Smart/Digital Initiatives.
- Review and where appropriate renew project-based work programmes with Sister Cities that Dublin is connected to.
- Plan and Deliver a Days of Dublin Programme in Prague, Czech Republic and in St Petersburg, Russia, in the second half of 2016.

D10: PROPERTY MANAGEMENT

City Estate comprises approximately 2,550 leases, which currently generate an annual rental of €5.9M approximately.

OBJECTIVES FOR 2016

- Continue to create a manageable property portfolio with a higher rental yield from fewer but better managed properties by disposing of properties that are uneconomical to administer, particularly Domestic Ground Rents.
- Continue to identify unrecoverable bad debts for write-off purposes so that the balance on City Estate accurately reflects monies due.
- Proactive arrears management by early identification of accounts where arrears are beginning to accumulate and early intervention with tenant to ensure that arrears do not become unmanageable.
- Continue to identify and record all Council owned property on Oracle Property Manager.
- Continue digitisation of Finance Asset Register.
- Timely management of the rent review process to ensure that tenants do not become liable for back rent.

D11: HERITAGE & CONSERVATION SERVICES

CONSERVATION

The Conservation Office is responsible for the protection of the architectural heritage of the city. This work is carried out under the Planning and Development Act, 2000. This is achieved through:

- Protection of buildings and structures which are included in the Record of Protected Structures.
- Reports on planning applications affecting protected structures.
- Managing the Record of Protected Structures.
- Designation of Architectural Conservation Areas.

ARCHAEOLOGY

The City Archaeologist is responsible for the protection of the archaeological heritage of Dublin through development management and enforcement, in consultation with the statutory authorities. This work is primarily carried out under the Planning and Development Acts, in accordance with the National Monuments Legislation.

OBJECTIVES FOR 2016

Planning and Development

- Meet the objectives for archaeology under the Development Plan.
- Ensure archaeology is protected through development management in accordance with legislation in consultation with statutory authorities.
- Provide professional Archaeological services to all departments of DCC.
- Host and promote DCC/FMD Milestones of Medieval Dublin collaborative lecture series.
- Co-ordination of post excavation works arising from former DCC Development Projects.
- Support and advocacy for 9/9a Aungier Street.
- Standing Committees of the Royal Irish Academy and the Heritage Council.
- 1916 Archaeology Project.

Archaeology Business Plan

- Promote the archaeological excavations at Wood Quay.
- Develop and implement a strategy for the archaeology of the Liberties in collaboration with Local Area Office.
- Develop a strategy for historic graveyards in collaboration with the Parks Department CRA.
- Survey, conservation and repair of monuments in DCC care, including St James's graveyard.
- Dissemination of high quality information.
- Milestones of Medieval Dublin lecture series.

- Support & promote the Dublin City Archaeological Archive.
- Publication of Dublinia Book.

HERITAGE

The role of the Heritage Office is to develop and manage the Dublin City Heritage Plan (2013-17). It is co-funded annually by the Heritage Council.

OBJECTIVES FOR 2016

- Irish Research Council Enterprise funding application successful (2 year Post Doc post embedded in UCD).
- Dublin City Heritage Plan and web presence.
- Establish bursary for academic research on architectural heritage in Dublin City.
- Conservation and repair to sections of the City Walls.
- Development of an Irish Walled Town Network (IWTN) Medieval Dublin festival weekend.
- Develop programme for Heritage Week 2016.
- Continue Wide Street Commissioners research project.
- Development work on projects for 2016 commemorative year: 2-day international conference on post-conflict cities, and book on Dublin's architecture from 1900-1939.
- Publication: Energy Efficiency in Dublin Historic Houses (DCC/Building Life Consultancy).
- Continued development and expansion of the Dublin City and County Archaeological GIS Project.
- Medieval Dublin DVD conversion and development as a web resource for post/primary schools.
- Wood Quay Oral History Project dissemination.
- Implementation of Conservation Plans.

DIVISION D - DEVELOPMENT MANAGEMENT

ADDITIONAL INCOME ANALYSIS

Analysis of Government Grant Income

Government Grant Source	Purpose	2016	2015	2015 Revised
Enterprise Ireland	Local Enterprise Offices	1,485,848	1,306,629	1,466,316
Environ, Community & Local Gov.	SICAP Funding	5,367,016	0	4,025,264
Environ, Community & Local Gov.	Public Participation Network	50,000	0	50,000
Environ, Community & Local Gov.	Heritage Grant	30,000	30,000	30,000
Environ, Community & Local Gov.	Conservation	0	692,000	0
Justice & Equality	Integration	0	80,000	67,950
Other (EU Grant)	AT BRAND Project	0	200,000	218,000
Other (EU Grant)	URBACT/TURAS	67,200	67,200	63,400
Other (EU Grant)	DUBLINKED	45,000	0	35,000
Other (EU Grant)	Welcoming Cities	70,000	0	47,081
Total		7,115,064	2,375,829	6,003,011

Analysis of Local Authority Contributions

Local Authority Source	Purpose	2016	2015	2015 Revised
DLR/South Dublin	Valuation Fees	250,000	250,000	250,000
DLR/South Dublin/Fingal	DUBLINKED	150,000	0	0
Total		400,000	250,000	250,000

Analysis of Other Income

Other Income	2016	2015	2015 Revised
Bike Scheme	1,692,000	1,692,000	1,692,000
Building Control	601,500	420,000	601,700
Contribution from Capital	381,000	381,000	381,000
Local Enterprise Office	219,350	237,500	219,450
Miscellaneous	81,945	200,282	359,319
Planning Control	35,000	55,000	35,000
Planning Enforcement Charges	95,000	78,000	95,000
Public Bodies	20,000	20,000	28,000
Sponsorship	24,500	24,500	24,500
Strategic Development Zones	214,000	214,000	0
Total	3,364,295	3,322,282	3,435,969

DIVISION E – ENVIRONMENTAL SERVICES

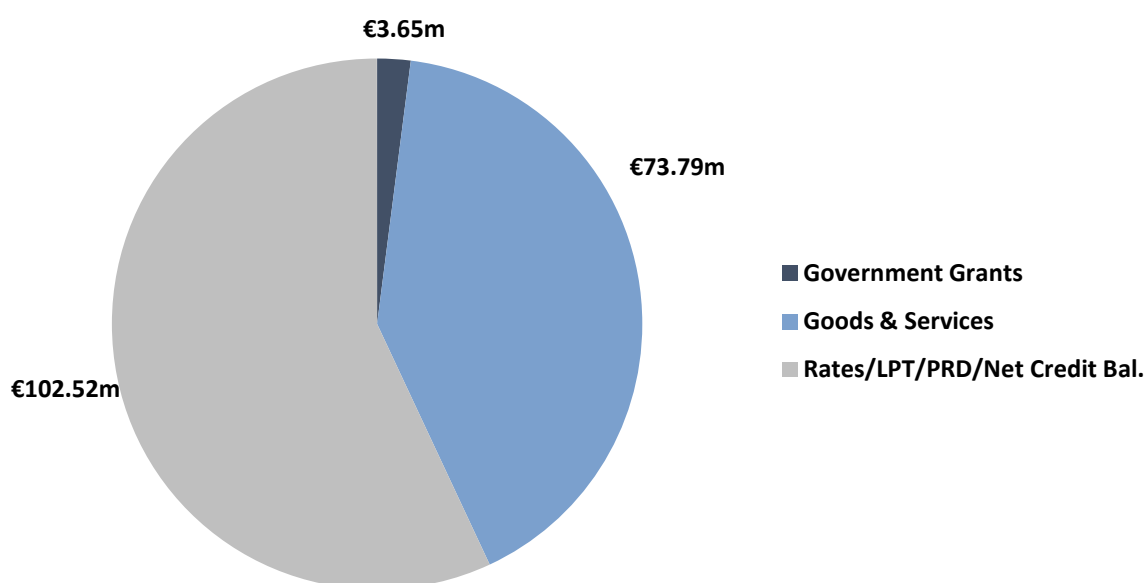
OBJECTIVE:

To ensure environmental conditions are conducive to health and amenity and to protect persons and property from fire and other hazards.

KEY INDICATORS:

Total Programme Expenditure	€179,955,341
Number of Operatives	457
Entries in City Neighbourhoods Competition	225
Glass Banks	92
Recycling Centres	2
Bring Centres	8
Number of Cemeteries	7
Number of Environmental Monitoring Locations	11
Fire & Ambulance calls received in 2014	108,579
Fire Service Staff	978

SOURCES OF FUNDING:



ENVIRONMENTAL SERVICES					
Expenditure by Service and Sub-Service		2016		2015	
		Adopted by Council	Estimated by Chief Executive	Adopted by Council	Estimated Outturn
Code		€	€	€	€
E0102	Contribution to other LA's - Landfill Facilities	1,780,000	1,780,000	1,870,000	1,780,000
E0103	Landfill Aftercare Costs	2,859,520	2,859,520	2,859,520	2,859,520
E0199	Service Support Costs	56,799	56,799	61,337	58,717
	Landfill Operation & Aftercare	4,696,319	4,696,319	4,790,857	4,698,237
E0201	Recycling Facilities Operations	1,861,604	1,861,604	1,685,525	1,744,474
E0202	Bring Centres Operations	883,279	883,279	1,120,944	906,668
E0299	Service Support Costs	586,412	586,412	1,005,080	877,699
	Recovery and Recycling Facilities Operations	3,331,295	3,331,295	3,811,549	3,528,841
E0403	Residual Waste Collection Services	1,522,042	1,522,042	2,887,000	3,038,901
E0499	Service Support Costs	617,288	617,288	688,807	652,483
	Provision of Waste Collection Services	2,139,330	2,139,330	3,575,807	3,691,384
E0501	Litter Warden Service	1,023,799	1,023,799	1,094,525	999,178
E0502	Litter Control Initiatives	695,156	545,156	577,765	609,485
E0503	Environmental Awareness Services	173,500	173,500	173,500	174,884
E0599	Service Support Costs	1,929,788	1,929,788	2,161,592	1,947,581
	Litter Management	3,822,243	3,672,243	4,007,382	3,731,128
E0601	Operation of Street Cleaning Service	30,532,259	30,532,259	30,804,270	30,501,697
E0602	Provision and Improvement of Litter Bins	40,000	40,000	30,100	31,968
E0699	Service Support Costs	9,087,358	9,087,358	8,398,189	8,275,080
	Street Cleaning	39,659,617	39,659,617	39,232,559	38,808,745
E0701	Monitoring of Waste Regs (incl Private Landfills)	2,198,711	2,198,711	1,939,851	2,203,085
E0702	Enforcement of Waste Regulations	831,561	831,561	843,380	825,037
E0799	Service Support Costs	1,184,411	1,184,411	1,431,326	1,251,238
	Waste Regulations, Monitoring and Enforcement	4,214,683	4,214,683	4,214,557	4,279,360
E0801	Waste Management Plan	517,926	517,926	400,000	719,204
E0899	Service Support Costs	67,894	67,894	37,321	36,237
	Waste Management Planning	585,820	585,820	437,321	755,441
E0901	Maintenance of Burial Grounds	10,067	10,067	22,067	10,247
	Maintenance of Burial Grounds	10,067	10,067	22,067	10,247
E1001	Operation Costs Civil Defence	1,018,000	1,018,000	1,004,000	1,034,000
E1002	Dangerous Buildings	819,250	819,250	913,487	815,131
E1003	Emergency Planning	139,000	139,000	138,000	138,000
E1004	Derelict Sites	807,842	807,842	862,464	837,679
E1005	Water Safety Operation	126,700	126,700	116,500	125,394
E1099	Service Support Costs	585,406	585,406	741,844	736,471
	Safety of Structures and Places	3,496,198	3,496,198	3,776,295	3,686,675

ENVIRONMENTAL SERVICES					
Expenditure by Service and Sub-Service		2016		2015	
		Adopted by Council	Estimated by Chief Executive	Adopted by Council	Estimated Outturn
Code		€	€	€	€
E1101	Operation of Fire Brigade Service	105,958,000	105,958,000	103,731,910	103,880,000
E1102	Provision of Buildings/Equipment	2,369,900	2,369,900	2,400,990	2,387,900
E1104	Operation of Ambulance Service	1,233,000	1,233,000	1,320,000	1,375,000
E1199	Service Support Costs	3,519,312	3,519,312	3,143,225	2,985,488
	Operation of Fire Service	113,080,212	113,080,212	110,596,125	110,628,388
E1202	Fire Prevention & Education	2,570,000	2,570,000	2,000,000	2,000,000
E1299	Service Support Costs	186,775	186,775	193,771	186,620
	Fire Prevention	2,756,775	2,756,775	2,193,771	2,186,620
E1302	Licensing & Monitoring of Air & Noise Quality	724,238	724,238	721,357	721,075
E1399	Service Support Costs	134,610	134,610	165,429	155,596
	Water Quality, Air & Noise Pollution	858,848	858,848	886,786	876,671
E1401	Agency & Recoupable Services	814,997	814,997	838,245	765,222
E1499	Service Support Costs	488,937	488,937	303,095	303,046
	Agency & Recoupable Services	1,303,934	1,303,934	1,141,340	1,068,268
	Service Division Total	179,955,341	179,805,341	178,686,416	177,950,005

ENVIRONMENTAL SERVICES				
Income by Source	2016		2015	
	Adopted by Council	Estimated by Chief Executive	Adopted by Council	Estimated Outturn
	€	€	€	€
Government Grants				
Environment, Community & Local Government	1,190,250	1,190,250	1,336,250	1,364,334
National Roads Authority	2,076,000	2,076,000	2,076,000	2,076,000
Defence	385,000	385,000	385,000	387,500
Total Grants & Subsidies (a)	3,651,250	3,651,250	3,797,250	3,827,834
Goods and Services				
- Civic Amenity Charges	212,000	212,000	198,000	212,073
- Fire Charges	1,650,000	1,650,000	1,500,000	1,830,000
- Pension Contributions	4,677,184	4,677,184	4,719,628	4,826,735
- Agency Services & Repayable Works	9,472,000	9,472,000	9,472,000	9,533,273
- Local Authority Contributions	53,761,325	53,761,325	52,116,265	52,274,656
- Other Income	4,009,800	4,009,800	3,774,000	4,481,854
Total Goods and Services (b)	73,782,309	73,782,309	71,779,893	73,158,591
Total Income c=(a+b)	77,433,559	77,433,559	75,577,143	76,986,425

DIVISION E – ENVIRONMENTAL SERVICES

WASTE MANAGEMENT SERVICES

The City's Waste Management strategy is based on:

- Prevention/minimisation of waste.
- Encouragement and support for re-use of waste materials.
- Recovery of waste for recycling.
- The safe disposal of residual waste.
- Continuous implementation of the polluter pays principle.

The main activities of Waste Management Services are:

- Street cleaning, including the provision of a Rapid Response Service.
- Litter Warden Service.
- Enforcement of Waste Management Regulations and Bye-Laws.
- Operation of a Waste Regulatory Unit.
- Operation of the National Transfrontier Shipment of Waste Office (TFS).
- Graffiti & Chewing Gum removal.
- Co-ordination of Halloween actions programme.
- Adopt the Street initiative.
- Litter Education & Awareness programme.
- City Neighbourhood Awards scheme.
- Pride of Place Awards.

The main Recycling Operations are as follows:

- 2 Recycling Centres / 8 Community Bring Centres.
- 92 Glass Banks.
- Schools Recycling Programme.
- Environmental Awareness Support Unit in place.
- Removal of abandoned cars.

E01: LANDFILL OPERATION & AFTERCARE

The expenditure budget relates to landfill aftercare costs & existing loan charges.

E02: RECOVERY & RECYCLING FACILITIES OPERATION

This relates to the costs of operating the glass bottle bank network, community bring centres (five of which accept green waste), as well as the 2 recycling centres which are located at Ringsend and North Strand.

OBJECTIVES FOR 2016

- To ensure that a value for money service is delivered in all aspects of recycling.
- New tender will issue shortly for the Management of both Civic Amenity Sites.

E04: PROVISION OF WASTE COLLECTION SERVICES

In Spring of 2016 we will introduce a new online service to facilitate the removal of household bulky waste.

E05: LITTER MANAGEMENT

OBJECTIVES FOR 2016

- Completion and implementation of the new Litter Management Plan for 2016 - 2018.
- Developing a joint approach with the Parks Division to deal with dog fouling.
- Continued enforcement of Litter Pollution Acts.
- Implementation of the Bye Laws for the Storage, Presentation and Collection of Household and Commercial Waste.
- Continued enforcement of the Bye-laws for the Prevention and Control of Litter.
- To develop and implement a responsible dog ownership policy.

E06: STREET CLEANING

OBJECTIVES FOR 2016

- To produce a plan for a more sustainable Waste Management Service for the next 5 years.
- Introduction of additional afternoon shift for large Road Sweepers.
- Continuation of Action Plan in North Inner City focussed on illegal dumping.
- We are planning a "Team Dublin" clean-up for Good Friday 2016 where we will seek the assistance of both the public and businesses alike to assist with a Litter Clean-up across the City.
- Utilisation of GPS on fleet to analyse route information.
- Further rollout of Adopt the Street Schemes across the City.
- Improved power washing of urban villages and key locations.

- Overall objective is to set a high standard of street cleaning and get best value for money for service.

E07: WASTE REGULATIONS, MONITORING & ENFORCEMENT

DCC was nominated in October 2015 as the Regional Enforcement Lead Authority for the Eastern Midlands Region. This is a coordinating role which will be financially support by the DoECLG.

OBJECTIVES FOR 2016

- DCC established a Framework Agreement for Haulage through a public procurement process in 2015. The haulage contract is to be used for repatriation of 15,000 tonnes of waste from two sites, with excavations and haulage commencing in October 2015. All repatriation costs are fully funded by DoECLG.
- Continued participation in DoECLG Working Groups.
- All facility permits reviewed and amended in accordance with the requirements of new regulations introduced in 2015.

E08: WASTE MANAGEMENT PLANNING

OBJECTIVES FOR 2016

- Complete the statutory 2-month consultation phase and publish the new Eastern and Midlands Regional Waste Management Plan.
- Support the establishment of a Regional Office to implement and enforce the Eastern and Midlands Regional Waste Management Plan.

E10: SAFETY OF STRUCTURE & PLACES

The Dangerous Buildings Section is included under this heading. This Section has a Statutory Duty to act under the Local Government (Sanitary Services) Act 1964 as follows:

- Identify lands or buildings that are a danger to people.
- Inspect and act on reports of potentially dangerous lands or buildings.
- Instruct building owners (by way of DB notices) to secure buildings or lands deemed dangerous.

Civil Defence provides in each area of the city, well trained and efficient teams to meet emergencies arising in the community and to carry out statutory obligations as laid down by the Department of Defence.

Derelict Sites includes the cost of cleaning up / fencing off sites. Successful enforcement procedures have had effective visible results.

E11: OPERATION OF FIRE SERVICE

Dublin Fire Brigade provides fire, ambulance, emergency and rescue services throughout the Dublin City and County Region. The service operates from 12 full time and 2 retained stations, employing over 1,000 staff.

All full time fire-fighters are fully trained paramedics with retained personnel trained to First Response Level.

The costs are shared between the four Dublin Local Authorities on the basis of commercial valuation, population and numbers of householders.

OBJECTIVES FOR 2016

- The continuation of the recruitment process to bring staffing up to the agreed levels.
- Continue to advance the implementation of the learning and development management systems, LearnPro and PDRpro.
- Continued review of the service delivery model to identify and implement savings under Haddington Road Agreement.
- To roll out the new PPE contract.

E12: FIRE PROTECTION

The Fire Prevention Section provides Building Control and Fire Certification and carries out a range of On-Site Inspections on Commercial and Multi-Occupancy Premises.

E13: WATER QUALITY, AIR AND NOISE POLLUTION

Dublin City Council monitors and controls Air, Noise and Water Pollution in accordance with EU Regulations.

OBJECTIVES FOR 2016

Maintain ISO 9001 – 2008 accreditation for air quality monitoring.

Continue engagement with rail operators to build on improvements made on acoustic management of rail systems construction and operations.

DIVISION E - ENVIRONMENTAL SERVICES

ADDITIONAL INCOME ANALYSIS

Analysis of Government Grant Income

Government Grant Source	Purpose	2016	2015	2015 Revised
Defence	Civil Defence	385,000	385,000	387,500
Environ, Community & Local Gov.	Bring Centres	0	175,000	130,000
Environ, Community & Local Gov.	Civic Amenity	0	75,000	37,084
Environ, Community & Local Gov.	Enforcement	982,000	982,000	982,000
Environ, Community & Local Gov.	Litter Awareness Campaign	56,000	75,000	56,000
Environ, Community & Local Gov.	Local Agenda 21	29,250	29,250	29,250
Environ, Community & Local Gov.	Repatriation of Waste and Major Emergencies	123,000	0	123,000
Environ, Community & Local Gov.	LAPN Initiative	0	0	7,000
National Roads Authority	Port Tunnel	2,076,000	2,076,000	2,076,000
Total		3,651,250	3,797,250	3,827,834

Analysis of Local Authority Contributions

Local Authority Source	Purpose	2016	2015	2015 Revised
DLR / SDCC	Waste Disposal Charges Re: Landfill Contract	95,000	95,000	95,000
DLR / SDCC / Fingal	Air Quality Monitoring	13,200	13,200	13,200
DLR / SDCC / Fingal	CAMP	1,398,000	1,330,000	1,287,000
DLR / SDCC / Fingal	Civil Defence	327,000	312,000	327,000
DLR / SDCC / Fingal	Fire Service	51,615,525	50,016,065	50,055,096
EMR/Limerick/Mayo	Waste Management Plan	312,600	350,000	497,360
Total		53,761,325	52,116,265	52,274,656

Analysis of Other Income

Other Income	2016	2015	2015 Revised
Derelict Sites Levy	125,000	125,000	125,000
Enforcement of Waste Regulations	2,570,000	2,320,000	2,970,000
Fire Courses	250,000	250,000	240,000
FSC, Reports, Insurance, Petrol, Licences	68,000	68,000	104,000
Litter Fines	100,000	100,000	111,664
Miscellaneous	172,800	211,000	207,190
Recycling Services	414,000	385,000	414,000
Regulation of Waste Licences	40,000	45,000	40,000
Rental Income	270,000	270,000	270,000
Total	4,009,800	3,774,000	4,481,854

DIVISION F – CULTURE, RECREATION & AMENITY

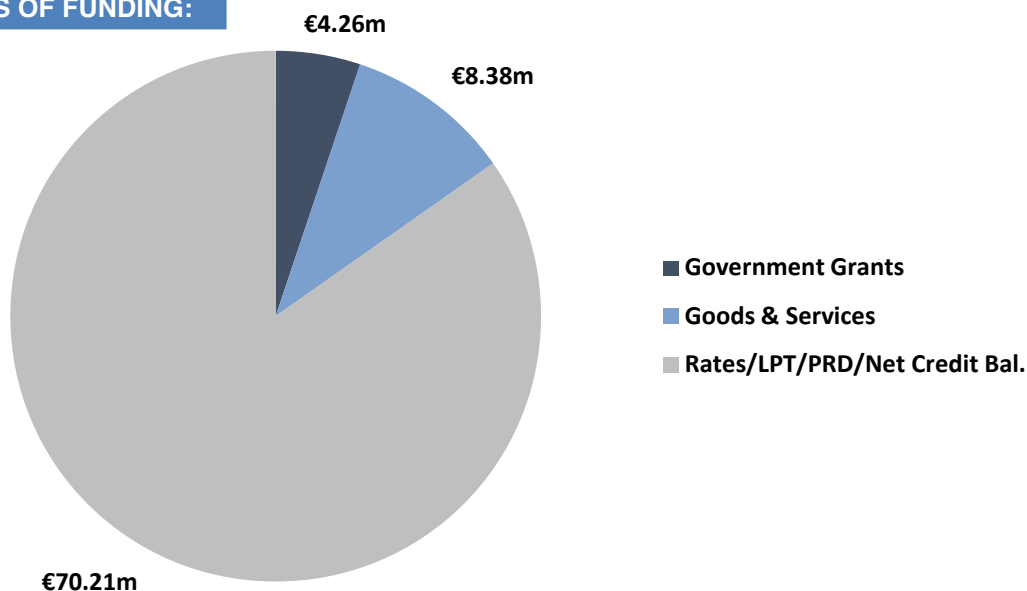
OBJECTIVE:

To provide opportunities for better use of leisure by providing recreational facilities.

KEY INDICATORS:

Total Programme Expenditure	€2,844,914
Area of Parks and Open Spaces (Hectares)	1,410
Playing Pitches – G.A.A	59
Playing Pitches – Soccer	165
All Weather Pitches	43
Number of Stand Alone Swimming Pools	3
Number of Leisure Centres	5
Basketball Courts	15
Tennis Courts	95
Golf / Pitch & Putt Courses	7
Playgrounds	42
Number of Public Library Service Points (City) (2014)	
• Premises	24
• Mobile Stops	33
• Prison Libraries	11
Library Membership (Active Borrowers) (2014)	
• Active 3 years	158,289
• Active 1 year	82,527
Number of Library Visits (2014)	
• Full Time Libs	2,736,000
• Mobiles	24,700
Number of Virtual Library Visits (2014)	1,013,733
Number of Items Loaned (2014)	2,610,008
Public Internet Access Sessions Availed of (2014)	569,659
Dublin City Gallery Attendance (Estimated) (2015)	160,000
City Hall Exhibition Attendance (2015) (Actual Jan-Sept / Est Oct-Dec)	19,345
Number of Civil Ceremonies 2015	94

SOURCES OF FUNDING:



CULTURE, RECREATION & AMENITY					
Expenditure by Service and Sub-Service		2016		2015	
		Adopted by Council	Estimated by Chief Executive	Adopted by Council	Estimated Outturn
Code		€	€	€	€
F0101	Leisure Facilities Operations	7,812,290	7,812,290	7,706,013	7,682,473
F0103	Contribution to External Bodies Leisure Facilities	60,000	60,000	60,000	60,000
F0199	Service Support Costs	2,433,534	2,433,534	2,253,366	2,202,831
	Leisure Facilities Operations	10,305,824	10,305,824	10,019,379	9,945,304
F0201	Library Service Operations	15,542,630	15,542,630	15,862,150	15,615,190
F0202	Archive Service	213,826	213,826	215,136	247,015
F0203	Maintenance of Library Buildings	50,000	50,000	120,000	50,000
F0204	Purchase of Books, CD's etc.	1,582,836	1,582,836	1,582,836	1,582,836
F0205	Contributions to Library Organisations	86,500	86,500	86,500	179,472
F0299	Service Support Costs	6,519,307	6,519,307	6,868,524	6,857,911
	Operation of Library and Archival Service	23,995,099	23,995,099	24,735,146	24,532,424
F0301	Parks, Pitches & Open Spaces	17,205,221	17,205,221	17,481,951	17,375,784
F0302	Playgrounds	550,000	550,000	550,000	550,000
F0303	Beaches	140,000	140,000	140,000	140,000
F0399	Service Support Costs	4,506,530	4,506,530	4,433,730	4,365,716
	Outdoor Leisure Areas Operations	22,401,751	22,401,751	22,605,681	22,431,500
F0401	Community Grants	1,048,500	1,048,500	962,000	1,047,736
F0402	Operation of Sports Hall/Stadium	3,926,465	3,926,465	3,874,688	3,860,237
F0403	Community Facilities	2,462,506	2,462,506	2,478,770	2,577,533
F0404	Recreational Development	4,730,542	4,730,542	4,777,572	4,694,797
F0499	Service Support Costs	3,881,970	3,881,970	3,798,009	3,707,363
	Community Sport & Recreational Development	16,049,983	16,049,983	15,891,039	15,887,666
F0501	Administration of the Arts Programme	5,309,979	5,309,979	5,239,190	5,214,717
F0502	Contributions to other Bodies Arts Programme	550,000	550,000	520,000	520,000
F0504	Heritage/Interpretive Facilities Operations	80,328	80,328	78,600	84,668
F0505	Festivals & Events	2,592,051	2,592,051	1,908,017	1,996,914
F0599	Service Support Costs	1,559,899	1,559,899	1,379,737	1,360,395
	Operation of Arts Programme	10,092,257	10,092,257	9,125,544	9,176,694
	Service Division Total	82,844,914	82,844,914	82,376,789	81,973,588

CULTURE, RECREATION & AMENITY				
Income by Source	2016		2015	
	Adopted by Council	Estimated by Chief Executive	Adopted by Council	Estimated Outturn
	€	€	€	€
Government Grants				
Environment, Community & Local Government	2,000,000	2,000,000	2,000,000	2,000,000
Transport, Tourism & Sport	339,500	339,500	323,500	477,660
Justice and Equality	160,391	160,391	159,122	158,694
Health & HSE	65,000	65,000	65,000	65,000
Children & Youth Affairs	1,411,328	1,411,328	1,411,328	1,411,328
Other	285,963	285,963	255,963	372,963
Total Grants & Subsidies (a)	4,262,182	4,262,182	4,214,913	4,485,645
Goods and Services				
- Library Fees/Fines	223,500	223,500	345,000	274,247
- Recreation/Amenity/Culture	5,234,105	5,234,105	4,981,616	4,967,869
- Pension Contributions	1,529,750	1,529,750	1,626,171	1,702,313
- Agency Services & Repayable Works	7,500	7,500	24,000	7,366
- Other Income	1,387,307	1,387,307	1,131,987	1,481,066
Total Goods and Services (b)	8,382,162	8,382,162	8,108,774	8,432,861
Total Income c=(a+b)	12,644,344	12,644,344	12,323,687	12,918,506

DIVISION F – CULTURE, RECREATION & AMENITY

F01: LEISURE FACILITIES OPERATIONS

The proposed budget for 2016 will allow for the continued operation by direct management through Dublin City Council of the Sports and Fitness centres in Ballyfermot, Ballymun, Finglas, Markievicz and, by Dublin City Sports and Leisure Services Ltd, the Swan Leisure Centre in Rathmines. There will be no reduction in the hours of operation in these centres. As part of our ongoing marketing strategy, it is intended to increase the number of classes and programmes available to our customers. There is a significant increase in the numbers attending children's swimming classes.

The proposed budget also provides for the on-going operation of the three stand-alone swimming pools at Crumlin, Sean McDermott Street and Coolock.

OBJECTIVES FOR 2016

The objective for 2016 is to maintain our marketing campaigns to ensure that the growth in numbers using the facilities continues and that income will continue to grow. This will also involve the provision of new and additional programmes to meet demand.

The programme of works involving an extensive refurbishment / redesign of the changing areas in Markievicz Sport and Fitness centre will be completed towards the end of 2015. These works will make the changing areas more child and family friendly. It is intended to launch a marketing campaign to encourage as many new members to join which will lead to an increase in income.

Dublin City Council, in association with Codema, will finalise the tender process in late 2015 to put in place a new Energy Performance contract for the Sports and Fitness centres, to provide for more efficient use of energy and to reduce costs.

F02: OPERATION OF LIBRARY & ARCHIVAL SERVICE

OBJECTIVES FOR 2016

OPERATION OF LIBRARIES

In 2016, we will continue to prioritise sustained 6 day public opening hours to support growing client needs, responding to increasing uptake across all service points in 2015.

We will continue to purchase and make available diverse resources for citizens to enable them to maximise their potential, to participate in decision-

making, to access education and to contribute to the cultural life of the city. €1,582,836 has been provided for acquisitions in 2016, which equates to €3 for every citizen. In 2016, we will also provide eBook access.

DCC operates the Prison Library Service on an agency basis: we have budgeted for income of €160,391 from the Irish Prison Service as a contribution to the costs of this service.

NEW CITY LIBRARY

Stakeholder engagement and consultation will continue in 2016. The project team will work closely with the Dublin City Gallery The Hugh Lane team to explore opportunities and potential synergies. The library team and the larger project Culture Group will continue to plan for the new library and facilities with a particular focus on the user experience. Site investigation works will be undertaken with a view to informing the main project contract. The project will be brought to planning in 2016.

KEVIN STREET LIBRARY

In 2016, the extensive refurbishment project for Kevin Street library will be completed, having been delayed during 2015. The library will re-open in late summer.

NEW LIBRARY MANAGEMENT SYSTEM (LMS)

DCC, in association with the LGMA, is leading the implementation and management of a new national LMS on a phased basis in 2015 and this will continue into 2016. In 2016, we will recoup income of approximately €100,000 for this service.

THE LITERARY CITY

In 2016 we will continue to lead, promote and develop Dublin as a city of literature through the UNESCO Dublin City of Literature programme and programmes such as Dublin One City One Book. The choice for the 11th Dublin: One City, One Book is *Fallen* by Lia Mills and for the first time Dublin will team up with Belfast for a Two Cities One Book Festival. 2016 will see a partnership with Libraries NI (the library authority for Northern Ireland) so that next April readers in Dublin and Belfast will engage with the same book at the same time.

The fifth Citywide Reading Campaign for Children will take place from January to March 2016. The aim of the campaign is to promote reading for pleasure among children, events will be held in libraries throughout the campaign and as part of the Big Day Out in Merrion Square during the St. Patrick's Day Festival.

Words on the Street – European Literature Night will take place around Temple Bar area in mid May.

A major on-line poetry project will take place throughout 2016, the poets and poems will all have a strong connection with the city.

International activities will include a joint on-line Haiku poetry project between the Edinburgh UNESCO City of Literature and Dublin UNESCO City of Literature, featuring Haikus in Irish, English and Scots.

Dublin City Council has assumed full ownership of the International Dublin Literary Award acknowledging its role in affirming Dublin as a contemporary creative city, a “City of Words”.

PROGRAMMING

A focus for 2016 will be on business, enterprise and employment support and the national “Right to Read” Campaign.

Identifying with the rich history and heritage of our city is popular with Dublin City audiences. The library community network is a focus for the celebration of local and national culture and creativity.

In August, we will host a number of events for Heritage Week. The 2016 Dublin History Festival will take place in September and October 2016.

Events will take place throughout the year as part of campaigns and festivals, such as: Seachtain na Gaeilge; Bealtaine; Culture Night; Children’s Book Festival and Science Week.

We also have a varied programme of activities for the Decade of Commemorations, including a range of history-based activities and initiatives, designed to deepen and broaden our understanding of the events of 1916 and that pivotal period in our history, including:

- Exhibitions:

Proclaiming the Republic, 1916:

An online exhibition of material drawn from the Birth of the Republic collection and other content.

Dublin City Library & Archive’s dedicated website - databases.dublincity.ie - contains a suite of databases relevant to the history of Dublin and its citizens, including those who lived and worked in Dublin at the time of the 1916 Rising. All of this material will be made available in 2016.

Great Brunswick Street and the 1916 Rising:

We will present a specially commissioned exhibition, to include eye-witness accounts of the Rising and newly acquired sources such as the Dublin Fire Brigade Ambulance Logbook for Tara Street Station. With a particular focus on the Pearse Street area of the city (formerly Great Brunswick Street), where Patrick and Willie Pearse grew up and where Boland’s Mills was commanded by Eamon de Valera, the exhibition

will also remember the many civilians, including 40 children, who were killed during the Rising.

W. & R. Jacob’s Archive:

The archives of W. & R. Jacob’s biscuit factory were acquired by Dublin City Library & Archive in January 2012. Materials from the collection relating to the 1916 Rising will be made available online in 2016

- Publications:

Dublin City Council and the 1916 Rising (Editor John Gibney; series editors Mary Clark and Máire Kennedy): The book will include chapters on the role of Dublin City Council aldermen and councillors and Dublin Corporation staff in the Rising, the garrisons at City Hall and Jacob’s factory, and the critical role played by Dublin Fire Brigade.

F03: OUTDOOR LEISURE AREA OPERATIONS

PARKS SERVICES

OBJECTIVES FOR 2016

The budget for the Parks Service will provide for continuing the good standard of maintenance and presentation of parks, open space, playgrounds, park recreational facilities, beaches, civic and floral decoration.

Ongoing efficiencies will be achieved by the efforts of a smaller flexible workforce and economies achieved through tendering.

Parks improvements will again be programmed to address the needs of communities as highlighted by elected representatives. Sports infrastructure in parks (part funded by sports capital grants) will also be improved.

The Parks will continue to host an expanding range of events, markets and activities including the City of Dublin Rose Festival at St Anne’s Park, which is the largest annual event organised by the City Council.

The Red Stables at St Anne’s Park will continue as a venue for arts activities, exhibitions, music and other public events.

Support will continue for the UNESCO Dublin Bay Biosphere partnership and the Dublin Mountains Partnership.

A Parks and Open Space Strategy will be launched which will identify priorities for Parks Services into the future in relation to urban parks, recreational facilities, built heritage and visitor facilities. 2016 will also see the launch of a City Tree Strategy. Actions from these strategies and the Biodiversity Action Plan will be implemented in 2016.

Parks Services will continue to support local community and interest groups, Tidy Towns and schools in the upkeep and presentation of local areas and villages.

The Parks Team will continue to contribute landscape architecture, natural science, arboriculture and horticultural expertise to public realm and other corporate projects and policy development in the City.

F04: COMMUNITY, SPORT & RECREATIONAL DEVELOPMENT

COMMUNITY GRANTS

This section deals with the allocation of grants to community groups and organisations to enable them to develop miscellaneous community projects and activities throughout the city.

OBJECTIVES FOR 2016

A review of the Community Grants Scheme has been completed. The objective of the review was to ensure greater transparency in the allocation of the grants and to obtain City Council approval by March 2016. This will facilitate earlier payout of the grants to the community groups.

OPERATION OF SPORTS HALLS/STADIUM

The proposed budget for 2016 provides for the operation of the following City Council owned and managed sports facilities:

- John Paul Park, Cabra
- St. Catherine's, Marrowbone Lane
- Ballybough Community Centre
- Poppintree, Ballymun
- Glin Road, Coolock
- Aghrim Street, Stoneybatter
- Irishtown Stadium
- Municipal Rowing club
- Clontarf all weather pitches

It also provides for the continued management and staffing of two City of Dublin Education and Training Board (CDETB) owned sports halls at Clogher Road and Inchicore and a community managed sports hall at Gloucester Street.

OBJECTIVES FOR 2016

The objective for 2016 is to continue the same level of service and opening hours for all the facilities as in 2015.

The construction of the new gym in the Ballybough facility completed in 2015 will enhance the service to the public in the Ballybough area and will increase visitor levels to the centre in 2016. The new running track in Irishtown stadium opened in 2015 and along with the newly refurbished gym, it is expected that visitor numbers to the facility will

increase in 2016. General usage continues to be high in these facilities, with most peak hours booked.

With the new track in Irishtown Stadium and the new gym in Ballybough, the objective in 2016 is to increase usage (particularly in non-peak times) and to grow income.

COMMUNITY FACILITIES

There are 13 community facilities under this budget:

- Laurence O'Toole,
- Hardwicke St,
- Blackhall/St. Pauls,
- East Wall,
- Pearse St,
- Georges Place,
- Cherry Orchard,
- Donore Avenue,
- Dominick St,
- Bluebell,
- Kilmore,
- Darndale,
- Ventry.

The management of these facilities is under the remit of Sports and Recreation Services.

OBJECTIVES FOR 2016

All centres will continue to improve their income streams as we move forward to a sustainable model. The income generating proposals in 2015 will continue to help achieve sustainable model of operations. The emphasis in 2016 will be on programming. Investment made in 2014 & 2015 regards structural improvements will continue. The management of the centres will continue to market the centres with a view to increasing usage and grow income. In 2016 all centres will be required to self-finance their Summer Projects. Savings will be made by co-ordinating the projects in all the centres.

BALLYMUN SOCIAL REGENERATION PROGRAMME

€2m funding from the DoECLG will be used to support Ballymun projects under the following thematic headings:

- Child Development and Family Support
- Environment
- Recreation and Sport
- Education, Lifelong Learning and Training
- Health and Wellbeing
- Community Safety
- Arts and Culture

SPORTS & RECREATION

Dublin City Council's Sport and Recreation Section supports, manages and delivers a wide

range of sport and recreational programmes and services in the City annually. The ultimate goal is to improve the quality of life of people living in or working in Dublin.

Currently there are 17 Sports Officers assigned to delivering sport and recreational programmes at local and citywide levels. Their role is to plan, organise and implement sustainable, high quality sport and physical activity programmes for people of all ages and backgrounds. This includes older adults, people with disabilities, young children, women and girls, youth at risk and new communities. The Sport & Recreation Section budget for 2016 will continue to support the wide variety of programmes and services on offer.

Dublin City Council also co-funds 19 Sport Officers across 4 National Governing Bodies:

The 9 'Football in the Community Development Officers' are funded in conjunction with the F.A.I and Department of Children and Youth Affairs. Using soccer as a tool, they engage with local communities, delivering programmes and training courses to all ages and abilities.

The 5 'Boxing in the Community Development Officers' are funded in conjunction with the I.A.B.A and Department of Children and Youth Affairs. The Bronze, Silver and Gold Start Box programme continues to be hugely successful and is rolled out in schools and youth centres across the city.

The 4 'Rugby in the Community Officers' are funded in conjunction with Leinster Rugby and focus in communities where rugby is non-traditional. The number of children engaging and schools participating in this programme continues to grow.

The 'Cricket in the Community Officer' is funded in conjunction with Leinster Cricket. The aim of this programme is to bring the game to a wider audience with a particular emphasis on schools.

OBJECTIVES FOR 2016

The main objective for 2016 is that the new Sports and Well Being Partnership will be in place and will deliver a strategy document for the Sports and Recreation Services for Dublin City. Dublin City Council will endeavour to continue to increase the number of participants in our programmes. We will also continue to raise awareness around health and wellbeing in all our communities.

F05: OPERATION OF ARTS PROGRAMME

HUGH LANE GALLERY

OBJECTIVES FOR 2016

In 2016 the gallery will continue its remit as a leader in the provision of appreciation, enjoyment and learning in modern and contemporary visual

arts practices in Dublin. We will deliver a schedule of innovative programmes in collections, exhibitions and education to meet the growing needs of all our audiences and in response to the National Commemorations Programmes for 2016.

We will continue to engage with communities across the city working on our outreach programmes as well as our in-house workshops, classes and courses. We will also devise particular projects to nurture new audiences and develop further the concept of the gallery as a civic space to be accessed by all. We will continue to acquire for the collection, enhancing its vibrancy and relevance for future generations.

The gallery will play a significant part in contributing to Dublin's global competitiveness as a modern city of culture. In so doing, the gallery will seek the best and most effective way to promote the city's collection.

CITY HALL

OBJECTIVES FOR 2016

- From January 2016, to commemorate the 1916 Rising, there will be changes to the permanent exhibition, along with a new Dublin Fire Brigade 1916 exhibition.
- To continue to maintain City Hall to existing high standards.
- To continue to promote the Rotunda at City Hall as a prime city centre location for hire by the organisers of corporate and cultural events.
- To promote City Hall as a venue for Civil Marriage / Civil Partnership and Humanist ceremonies.

ARTS OFFICE

OBJECTIVES FOR 2016

Expenditure on Arts Grants and Bursaries for 2016 will be €550,000 with €289,000 provided for Programming and Artistic Services across the city. The Arts Office will continue to grow and develop its work through the development of our regular programming and through events that contribute to the celebration of 2016 as the centenary year of 1916.

For the LAB Gallery, 2016 marks a significant year as we respond to our role as a space for emerging artists in Dublin's Historic Monto. As part of our series of exhibitions to mark 1916, we will work in partnership with The National Museum of Ireland, curators at Collins Barracks, The National Gallery of Ireland, Firestation Artists Studios and Arts & Disability Ireland, and feature contemporary artists and extensive public programming.

In 2016, the Arts Office will develop an Arts, Education and Learning Policy for Dublin City Council. As part of this process, we want to learn from those with experience in this area and to share practice and approaches to inform this policy.

FESTIVALS & EVENTS

OBJECTIVES FOR 2016

The 2016 budget for festivals and events will be utilised in the pursuance of our overall objective of working with all city stakeholders and event organisers to deliver an innovative, interesting and accessible programme of festivals and events on public spaces in Dublin City.

We will continue to develop our partnerships with Fáilte Ireland and other relevant bodies with a view to working with them on festivals and events which showcase our city, and embed Dublin as a destination.

We will ensure that family friendly, mainly free events, are programmed to attract workers, residents and visitors into the city, generating cultural, social and economic benefits for Dublin.

- Aim to increase the usage of Meeting House Square
- Improve the management of the markets

1916 COMMEMORATIONS

DCC has a comprehensive programme of events, exhibitions, talks and publications, planned for the Commemoration of the 1916 Rising in 2016.

The programme includes supporting over 200 community groups across the City who are putting on their own events through a community grants scheme totalling €150,000 in 2015.

DCC is delivering two of the State's 2016 'permanent reminder' projects in the restoration of Richmond Barracks and the development of a museum in Henrietta Street. Both of these projects will open in 2016.

The City Archives has completed conservation work on our original copy of the Proclamation and it will have pride-of-place in a new 1916 Room at City Hall, while the library and archives service will mount a major exhibition, publish specially commissioned books, and deliver an engaging programme on the theme 'Dublin Remembers: the City, the Citizens and 1916'.

Several sections of the Council are contributing to the Commemorations programme, including CRA, the Heritage Office, the Arts Office, community development officers, and the Dublin City Gallery The Hugh Lane.

TEMPLE BAR PROJECT TEAM

The Temple Bar Project Team leads and manages the activities of Temple Bar Cultural Trust. The proposed budget provides for the continued operation of cultural and commercial properties, management of Meeting House Square, the markets and related licensing issues.

OBJECTIVES FOR 2016

- To maintain the level of service for the cultural and commercial tenants

DIVISION F - CULTURE, RECREATION & AMENITY

ADDITIONAL INCOME ANALYSIS

Analysis of Government Grant Income

Government Grant Source	Purpose	2016	2015	2015 Revised
Children & Youth Affairs	Contribution to Sports Development	1,411,328	1,411,328	1,411,328
Environ, Community & Local Gov.	Ballymun Social Regeneration	2,000,000	2,000,000	2,000,000
Health & HSE	Contribution to Sports Development	65,000	65,000	65,000
Justice & Equality	Recoupment for the Prison Library Service	160,391	159,122	158,694
Other	City of Dublin Education & Training Board	255,963	255,963	255,963
Other	Commerations Grant from Dept. AH&G	30,000	0	30,000
Other	Dept. AH&G Projects	0	0	87,000
Transport, Tourism & Sport	Contribution to Music	13,500	13,500	23,500
Transport, Tourism & Sport	City of Literature	0	0	66,000
Transport, Tourism & Sport	Dublin Heritage/Book Festival	0	0	37,500
Transport, Tourism & Sport	Contribution to Dublin Writer's Festival	60,000	50,000	70,000
Transport, Tourism & Sport	Contribution to Sports & Recreation	230,000	230,000	240,687
Transport, Tourism & Sport	Contribution to the Arts Office	36,000	30,000	36,000
Transport, Tourism & Sport	Bike Week	0	0	3,973
Total		4,262,182	4,214,913	4,485,645

Analysis of Other Income

Other Income	2016	2015	2015 Revised
Internal Receipts	230,000	75,000	336,000
Library Council - Recoupment of Library Rent	313,500	313,500	313,500
Miscellaneous	172,120	160,583	152,741
Parking Meters	72,818	57,818	125,579
Public Bodies	598,869	525,086	553,246
Total	1,387,307	1,131,987	1,481,066

DIVISION G – AGRICULTURE, EDUCATION HEALTH & WELFARE

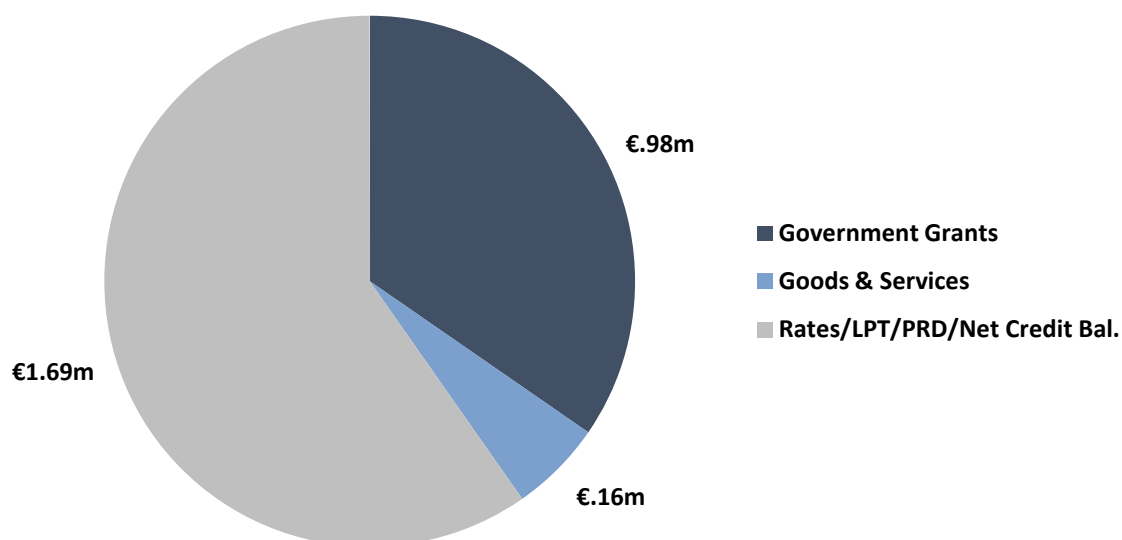
OBJECTIVE:

To provide a variety of educational and social services which the City Council has a statutory obligation to meet.

KEY INDICATORS:

Total Programme Expenditure	€2,826,618
Children in School Meals Scheme (2015 – 2016)	24,000
Number of Higher Education Grants (2015 – 2016)	64

SOURCES OF FUNDING:



AGRICULTURE, EDUCATION, HEALTH & WELFARE					
Expenditure by Service and Sub-Service		2016		2015	
		Adopted by Council	Estimated by Chief Executive	Adopted by Council	Estimated Outturn
Code		€	€	€	€
G0404	Operation of Dog Warden Service	412,033	412,033	406,620	371,500
G0405	Other Animal Welfare Services (incl Horse Control)	265,093	265,093	276,449	149,886
G0499	Service Support Costs	105,438	105,438	119,530	115,762
	Veterinary Service	782,564	782,564	802,599	637,148
G0501	Payment of Higher Education Grants	205,000	205,000	845,000	845,000
G0502	Administration Higher Education Grants	90,086	90,086	127,807	48,404
G0506	Other Educational Services	100,000	100,000	100,000	100,000
G0507	School Meals	1,522,487	1,522,487	1,540,826	1,522,466
G0599	Service Support Costs	126,481	126,481	251,026	241,604
	Educational Support Services	2,044,054	2,044,054	2,864,659	2,757,474
	Service Division Total	2,826,618	2,826,618	3,667,258	3,394,622

AGRICULTURE , EDUCATION, HEALTH & WELFARE				
Income by Source	2016		2015	
	Adopted by Council	Estimated by Chief Executive	Adopted by Council	Estimated Outturn
	€	€	€	€
Government Grants				
Education and Skills	144,100	144,100	784,100	784,100
Social Protection	684,662	684,662	672,500	684,662
Agriculture, Food & The Marine	150,000	150,000	150,000	63,500
Total Grants & Subsidies (a)	978,762	978,762	1,606,600	1,532,262
Goods and Services				
- Other Income	155,150	155,150	165,150	152,650
Total Goods and Services (b)	155,150	155,150	165,150	152,650
Total Income c=(a+b)	1,133,912	1,133,912	1,771,750	1,684,912

DIVISION G – AGRICULTURE, EDUCATION, HEALTH & WELFARE

G04: VETINARY SERVICE

OPERATION OF DOG WARDEN SERVICE

This section is responsible for the implementation of Control of Dogs legislation. A private contractor currently operates a combined Dog Warden Service and Pound Service which dealt with 649 stray/unwanted dogs in 2014. This section also promotes responsible dog ownership.

A dog licence can be purchased at any post office or online through the 'Pay On-Line' facility on Dublin City Council's website. 8,975 dog licences were issued during 2014, 1,344 of which were purchased online.

OBJECTIVES FOR 2016

- To increase compliance with dog licence regulations and awareness of responsibilities of dog owners through continued assignment of wardens to door to door licence inspections.

CONTROL OF HORSES SERVICE

This section implements the Control of Horses Act 1996 and Control of Horses Bye-Laws 2014. Dublin City Council engages the services of a private contractor for the provision and operation of a combined horse pound and seizure service.

A total of 328 stray horses were seized during 2014.

OBJECTIVES FOR 2016

- To reduce the cost of the service
- To progress the efficiency of the service with the Department of Agriculture, Food and the Marine.

G05: EDUCATION SUPPORT SERVICES

PAYMENT OF HIGHER EDUCATION GRANTS

Higher Education Grants are administered on behalf of the Department of Education and Skills in accordance with the Student Support Act 2011 and annual student grant scheme. Maintenance grants are paid directly to student bank accounts, while registration fees are paid directly to the relevant colleges.

Expenditure on Higher Education Grants is recoupable from the Department of Education and Skills. However, the administrative costs of running the scheme are not recoupable and the net cost to Dublin City Council is €150,186. The gross cost of the Higher Education Grant scheme is approximately €900k in 2015 and is estimated as €300,000 in 2016. The reduction in this figure relates to the transfer of a significant number of grant aided students to Student Universal Support Ireland (SUSI).

SCHOOL MEALS

The School Meals Section operates three schemes:

- Urban School Meals Scheme
- Soup Scheme
- Hot Meals Scheme

During 2014 there were 181 national schools in the Urban School Meals Scheme which catered for approximately 24,000 pupils daily. The Soup Scheme catered for approximately 150 pupils in four national schools with each pupil receiving a cup of hot soup on school days between October and April. Under the Hot Meals Scheme a subsidy of €1.27 per pupil was paid towards the cost of providing hot meals in 11 special national schools. On average 720 pupils received a hot meal on school days during 2014.

The total cost of operating the Schemes, excluding administration, in 2014 was €1,264,000 of which 50% was recouped from the Department of Social Protection.

In addition to administering the school meals scheme, Dublin City Council provided an annual contribution towards the administrative costs of the schools involved in the Schemes in 2014 which amounted to €130,134 in total.

OBJECTIVES FOR 2016

- Continue to effectively and efficiently operate the School Meals Schemes.

DIVISION G - AGRICULTURE, EDUCATION, HEALTH & WELFARE**ADDITIONAL INCOME ANALYSIS****Analysis of Government Grant Income**

Government Grant Source	Purpose	2016	2015	2015 Revised
Agriculture, Food & the Marine	Control of Horses Recoupment	150,000	150,000	63,500
Education & Skills	Recoupment of Higher Education Grants	144,100	784,100	784,100
Social Protection	School Meals Recoupment	684,662	672,500	684,662
Total		978,762	1,606,600	1,532,262

Analysis of Other Income

Other Income	2016	2015	2015 Revised
Control of Dogs / Horses	155,150	165,150	152,650
Total	155,150	165,150	152,650

DIVISION H – MISCELLANEOUS SERVICES

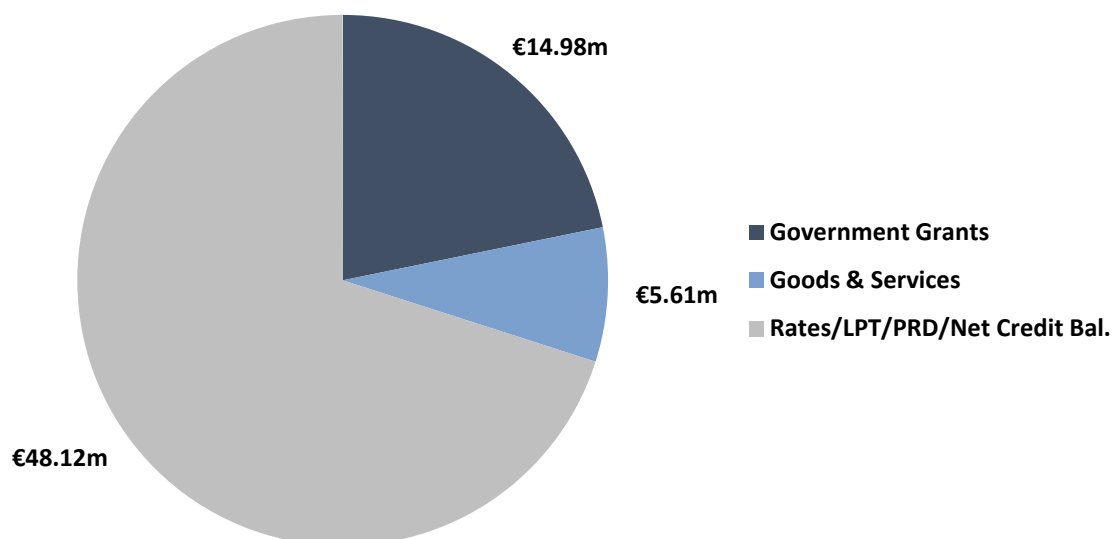
OBJECTIVE:

To conduct the operations of the City Council which are of a trading or commercial nature and to provide such other services required or authorised by law.

KEY INDICATORS:

Total Programme Expenditure	€68,707,792
General Annual Rate on Valuation	0.256
Rates Income (2015)	€335m
Population in City	527,612
Total Number on Register of Electors	327,012
Revenue of Street Trading Licences (2015)	€327,596
Dog Licences Issued	8,975
Number of Coroners Inquests (2014)	666
No. of Vehicle Licences (Tax Discs) Issued (2014)	280,429
Number of New Vehicles (Dublin only) (2014)	42,048
Amount Collected by Motor Tax (2014)	€72.9m

SOURCES OF FUNDING:



MISCELLANEOUS SERVICES					
Expenditure by Service and Sub-Service		2016		2015	
		Adopted by Council	Estimated by Chief Executive	Adopted by Council	Estimated Outturn
Code		€	€	€	€
H0301	Administration of Rates Office	2,767,000	2,767,000	2,605,477	2,780,300
H0302	Debt Management Service Rates	818,700	818,700	804,240	811,200
H0303	Refunds and Irrecoverable Rates	43,600,000	43,600,000	46,600,000	43,600,000
H0399	Service Support Costs	1,653,830	1,653,830	1,570,186	1,559,763
	Administration of Rates	48,839,530	48,839,530	51,579,903	48,751,263
H0401	Register of Elector Costs	717,349	717,349	675,372	716,430
H0402	Local Election Costs	158,000	158,000	118,000	118,450
H0499	Service Support Costs	334,826	334,826	321,787	320,196
	Franchise Costs	1,210,175	1,210,175	1,115,159	1,155,076
H0501	Coroner Fees and Expenses	273,024	273,024	273,025	273,025
H0502	Operation of Morgue	2,562,136	2,562,136	2,487,461	2,391,164
H0599	Service Support Costs	522,831	522,831	545,093	540,366
	Operation of Morgue and Coroner Expenses	3,357,991	3,357,991	3,305,579	3,204,555
H0701	Operation of Markets	760,246	760,246	769,224	846,058
H0702	Casual Trading Areas	326,542	326,542	327,515	251,588
H0799	Service Support Costs	327,778	327,778	385,929	378,523
	Operation of Markets and Casual Trading	1,414,566	1,414,566	1,482,668	1,476,169
H0801	Malicious Damage	111,690	111,690	111,690	111,690
H0899	Service Support Costs	900	900	1,632	1,563
	Malicious Damage	112,590	112,590	113,322	113,253
H0901	Representational Payments	1,044,729	1,044,729	1,043,595	1,043,772
H0902	Chair/Vice Chair Allowances	55,000	55,000	55,000	55,000
H0904	Expenses LA Members	1,080,137	1,080,137	1,104,676	1,055,676
H0905	Other Expenses	1,099,675	1,099,675	1,099,863	1,321,984
H0907	Retirement Gratuities	0	0	0	23,822
H0908	Contribution to Members Associations	16,000	16,000	27,000	16,000
H0999	Service Support Costs	1,348,022	1,348,022	1,324,934	1,298,413
	Local Representation/Civic Leadership	4,643,563	4,643,563	4,655,068	4,814,667
H1001	Motor Taxation Operation	4,875,734	4,875,734	6,339,767	4,772,700
H1099	Service Support Costs	2,519,608	2,519,608	3,554,718	3,546,418
	Motor Taxation	7,395,342	7,395,342	9,894,485	8,319,118
H1101	Agency & Recoupable Service	1,619,500	1,619,500	7,115,755	1,000,200
H1199	Service Support Costs	114,535	114,535	87,551	87,286
	Agency & Recoupable Services	1,734,035	1,734,035	7,203,306	1,087,486
	Service Division Total	68,707,792	68,707,792	79,349,490	68,921,587

MISCELLANEOUS SERVICES				
Income by Source	2016		2015	
	Adopted by Council	Estimated by Chief Executive	Adopted by Council	Estimated Outturn
	€	€	€	€
Government Grants				
Environment, Community & Local Government	14,983,283	13,983,283	100,000	100,000
LPT Capital Funding - DPGs	0	0	0	4,750,000
Total Grants & Subsidies (a)	14,983,283	13,983,283	100,000	4,850,000
Goods and Services				
- Pension Contributions	483,079	483,079	487,851	510,694
- Local Authority Contributions	1,180,000	1,180,000	1,181,500	1,180,000
- NPPR	2,500,000	2,500,000	1,000,000	6,000,000
- Other Income	1,449,910	1,449,910	1,525,536	5,164,323
Total Goods and Services (b)	5,612,989	5,612,989	4,194,887	12,855,017
Total Income c=(a+b)	20,596,272	19,596,272	4,294,887	17,705,017

DIVISION H – MISCELLANEOUS SERVICES

H03: ADMINISTRATION OF RATES

Dublin City Council's Rates Office bills and collects rates from 20,559 customers in the city each year. Rates are a property tax levied on the occupiers of all commercial and industrial property. The Valuation Office in accordance with the Valuation Act 2001 determines the valuation of each property. The valuation of each property is multiplied by the annual rate on valuation (ARV) to give the amount of rates payable by each occupier per annum. Dublin City Council sets the annual rate on valuation.

H04: FRANCHISE COSTS

The Franchise Section is responsible for the preparation and publication of the Register of Electors for Dublin City each year and also the compilation of a Supplementary Register for any election or referendum that takes place during the life of each Register of Electors.

H05: OPERATION OF MORGUE & CORONERS EXPENSES

The Dublin District Coroner is an independent official with responsibility for the medico-legal investigation of certain deaths. The Coroner's Office must inquire into the circumstances of all sudden, unexplained, violent and unnatural deaths. Close to 5,000 deaths are reported to the Coroner's Office each year and approximately 660 inquests are held.

Following the enactment of the Civil Law (Miscellaneous Provisions) Act 2011, from the 8th September 2011, the Coroner's Service is operated on a regional basis in the Dublin area (the administrative areas of Dublin City Council and the three County Councils).

H07: OPERATION OF MARKETS & CASUAL TRADING

Includes the operating costs of the Wholesale Food Market.

In 2015 the Licensing Unit will process and issue approximately 2,000 event and 410 designated trading licences. The cost of operating this Service is €327k, which is fully funded by income from Event and Casual Trading Licences.

OBJECTIVES FOR 2016

- Continue to licence, monitor and manage casual trading in the city.

H08: MALICIOUS DAMAGE

Claims can be made to Dublin City Council for malicious damage as outlined in the Malicious Injuries Act 1981, and The Malicious Injuries Amendment Act 1986.

The cost of meeting these claims are fully recoupable from the DoECLG.

H09: LOCAL REPRESENTATION / CIVIC LEADERSHIP

The Chief Executive, together with the Lord Mayor and the City Council, provides the strategic focus, leadership and support necessary to deliver on the goals and objectives set for the City. The City operates in a complex environment, with a wide variety of stakeholders who contribute positively to the life of the City.

The Chief Executive's Department provides administrative support and back-up for meetings of the City Council, the Corporate Policy Group and many others. The Department plays a vital role in co-ordinating both the executive and political dimensions of the City Council's role. It also ensures that the Members of the City Council fulfil their many and varied statutory obligations and functions.

H10: MOTOR TAXATION

Since 2004 the DoECLG has provided the Motor Tax on Line service to customers provided with a PIN number. During 2014 in the region of 874,000 transactions were completed using this service. This represents an average of 76% of all renewal transactions completed using this service.

In 2015 it is anticipated that the Motor Tax office will deal with in excess of 160,000 public customers and over 124,000 postal items. By the end of 2015, the number of transactions completed using the Motor Tax on Line system is expected to be approximately 1 million, which will represent an increase of approx 13% on the 2014 level.

The rationalisation of the Motor Tax service was highlighted in the Local Government Efficiency Review Group report. In line with the recommendations of their report, the Ballymun office closed in Dec 2014. The provision of the Motor Tax service for the 4 Dublin Authorities is now consolidated into the Smithfield office.

Information on Motor Tax is available on our website www.dublincity.ie.

DIVISION H - MISCELLANEOUS SERVICES

ADDITIONAL INCOME ANALYSIS

Analysis of Government Grant Income

Government Grant Source	Purpose	2016	2015	2015 Revised
Environ, Community & Local Gov.	Property Damage	100,000	100,000	100,000
Environ, Community & Local Gov.	Rates Grant	10,883,283	0	0
Environ, Community & Local Gov.	PRD	4,000,000	0	0
LPT	DPG	0	0	4,750,000
Total		14,983,283	100,000	4,850,000

Analysis of Local Authority Contributions

Local Authority Source	Purpose	2016	2015	2015 Revised
Fingal/DLR/South Dublin	Coroners Court	1,100,000	1,100,000	1,100,000
Fingal/DLR/South Dublin	Cost of Management	80,000	81,500	80,000
Total		1,180,000	1,181,500	1,180,000

Analysis of Other Income

Other Income	2016	2015	2015 Revised
BIDS	30,000	30,000	30,000
Casual Trading	327,596	327,596	327,596
Contribution from Capital	0	0	200,000
Entry Year Levy	0	0	2,200,000
IPB Dividend	500,000	0	533,450
Markets Income	462,000	469,340	462,000
Miscellaneous	97,314	670,600	813,277
Pension Related Deduction	0	0	565,000
Public Bodies	33,000	28,000	33,000
Total	1,449,910	1,525,536	5,164,323

Appendix 1 - Summary of Central Management Charge	
Description	2016
	€
Area Office Overhead	16,875,742
Corporate Buildings Overhead	6,549,065
Corporate Affairs Overhead	7,086,727
IT Services	3,651,489
Postroom Function	543,410
Human Resource Function	5,580,609
Finance Function Overhead	7,064,269
Law Department	3,438,492
Pension & Lump Sum Salaries Overhead	38,606,786
Pension & Lump Sum Wages Overhead	26,395,210
Total Expenditure - Allocated to Services	115,791,799

Appendix 2 - Summary of Local Property Tax Allocation		
	2016	
	€	
Discretionary Local Property Tax - Revenue Budget (Table A)		6,800,295
Local Property Tax Self Funding - Revenue Budget (Table E)		
- Self Funding of Housing Activity	20,888,000	
- Self Funding of Roads Activity	5,780,600	
		26,668,600
Total Local Property Tax - Revenue Budget		33,468,895
Local Property Tax Self Funding - Capital Budget		
- Self Funding of Housing Activity	17,192,535	
Total Local Property Tax - Capital Budget		17,192,535
Total Local Property Tax Allocation (Post Variation)		50,661,430