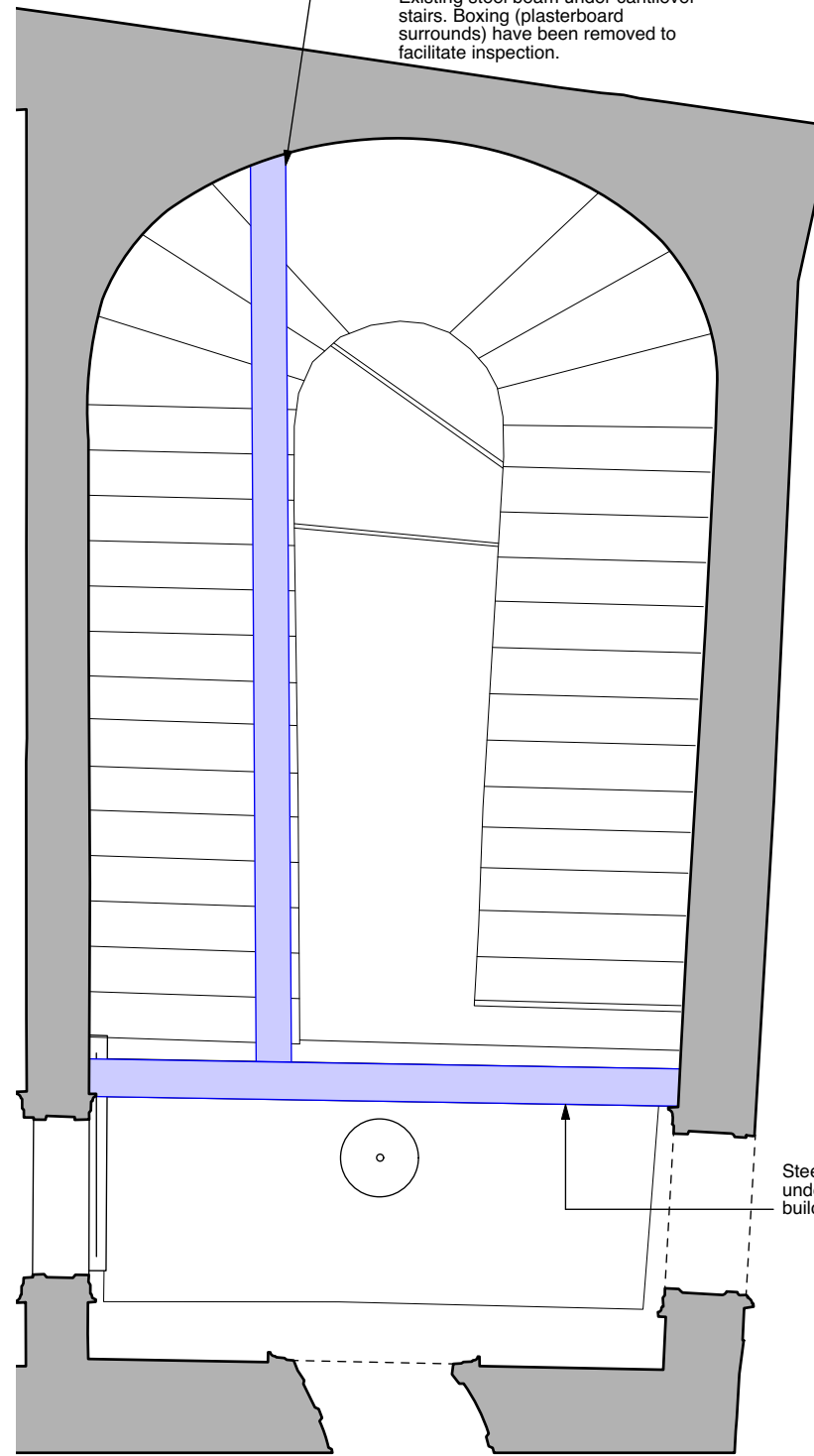



Typical Plan of the cantilever stairs
taken at first floor level
Scale 1:50



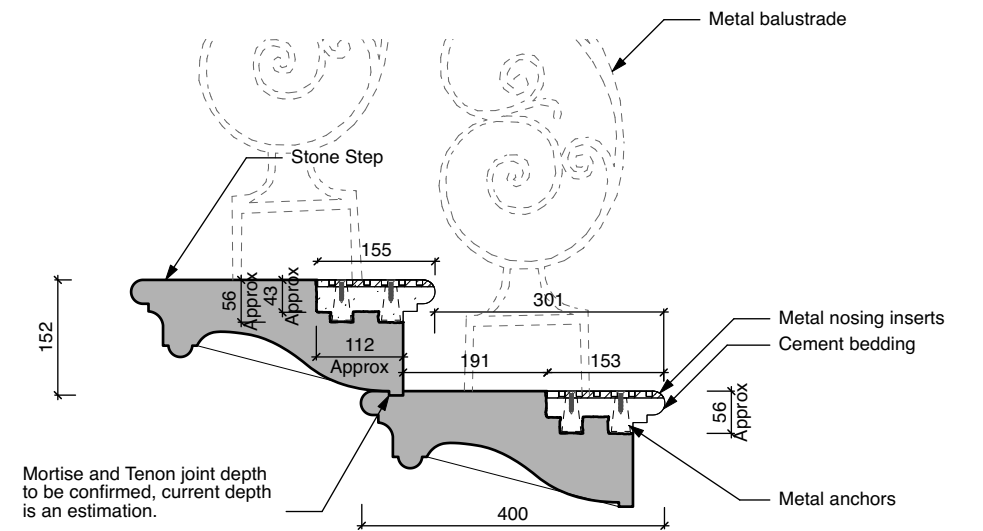
Reflected Ceiling Plan of the cantilever stairs
taken at first floor level
Scale 1:50



Photograph of the stairs where the metal insert has come loose



Plan of 2 steps
Scale 1:20



Cross section of cantilever stairs showing the existing metal inserts
Scale 1:10

Use figured dimensions only. Do not scale drawings. Check all dimensions on site. Read in conjunction with specification and consultants drawings. Report any discrepancies to the Architects before putting work in hand. Copyright of this drawing is vested in the Architects and may not be reproduced, in whole or part, without prior consent.

GENERAL NOTES

The repair approach has been outlined in the design statement. Load testing will be required to ensure that the steelwork can be removed from the underside of the stair and then determine the extent of thread replacement required.

GENERAL NOTES

- Refer to design statement for further information.
- Refer to photographic survey for further information on the condition of the building (appendix A of design statement).
- All existing doors and architraves to be retained and refurbished unless otherwise noted.
- All existing windows along with window frames, architraves, shutters, panelling and associated joinery to be retained and refurbished in-situ unless otherwise noted.

Rev.	Date	Description	Drn.	Chk.
-	16/02/24	Issue for planning	ALO	LOC

Project Newcomen Bank Building 16 Castle Street, Dublin 2			
Client Dublin City Council			
Drawing Cantilever Stairs			
Project Stage Planning	Date 16.02.2024	Scale Varies@A3	Project No. 0569

Howley Hayes Cooney
ARCHITECTURE
19 Rock Hill, Blackrock, Dublin, A94 D235
01 278 4644
hhcarchitecture.ie

Drawing No. C-026	Revision -
----------------------	---------------